

**SPECIFICATIONS**

Switch Function:	SPST, 1 thru 12 positions (except position 11)
Contact Rating:	Switch: 25mA @ 24V DC Carry: 100mA @ 50V DC
Insulation Resistance:	100 MΩ Min. @ 500V DC
Contact Resistance:	Initial: 50 mΩ typical @ 2-4V DC @ 100mA After Life: 100mΩ typical @ 2-4 DC @ 100mA
Operating Life:	2,000 make-and-break cycles, each circuit
Operating Force:	1000 gf max.
Travel (Actuator):	2.0 mm typical
Dielectric Strength:	500V RMS min. @ sea level between adjacent terminals
Temperature Range:	Operating/Storage: -40° C to 85° C
Vibration:	To MIL-STD-202F, Method 201 A
Shock:	To MIL-STD-202F, Method 213B, Condition A
Soldering	
Recommendations:	Wave: 500 F (260 C) for 5s max; Hand: 30W soldering iron @ 608 F (320 C) for 2s typical. Keep all switches in the "OFF" position during soldering and cleaning process.

**MATERIALS**

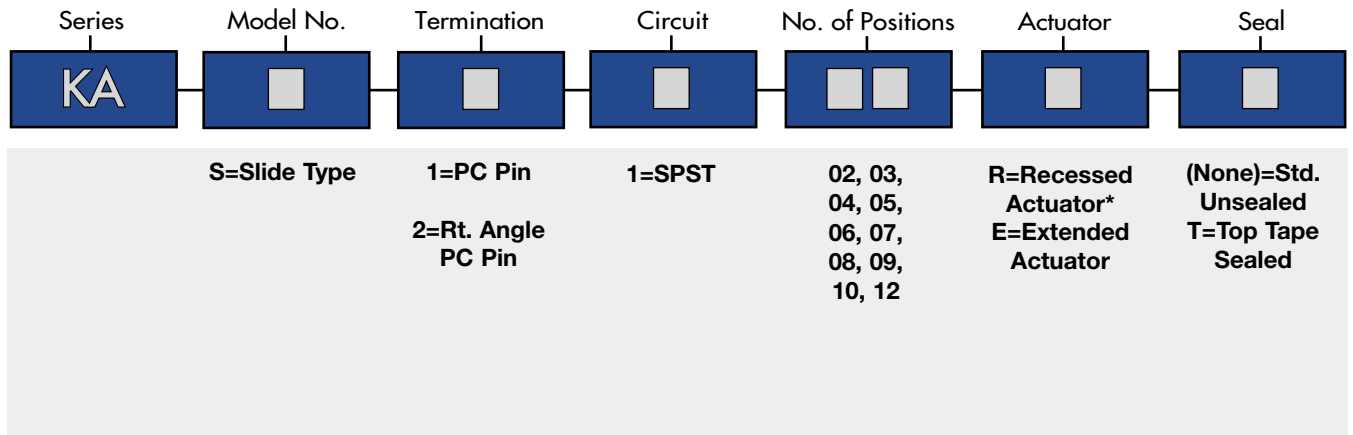
Housing and Actuator:	Glass filled polyester (PBT) UL94-V0
Contacts:	Phosphor Bronze with gold plate over nickel plate
Terminals:	Phosphor Bronze with gold plate over nickel plate
Tape:	Mylar

**PACKAGING**

Switches are supplied in standard IC tubes with all poles "OFF".

SPECIFICATIONS SUBJECT TO CHANGE WITHOUT NOTICE.

HOW TO ORDER




EXAMPLE

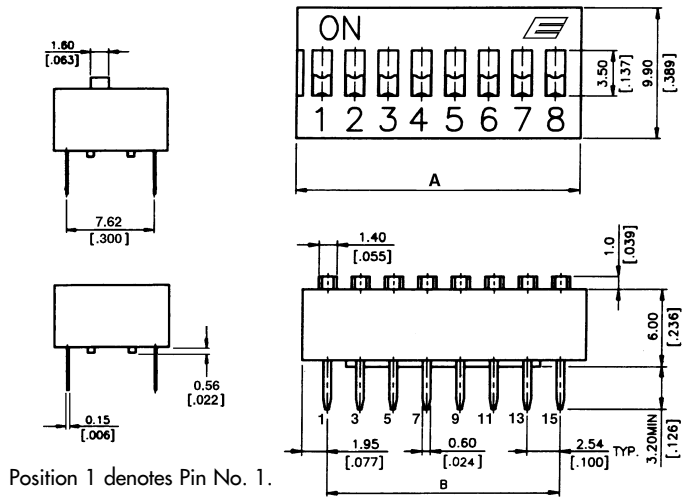
KA → S → 2 → 1 → 06 → E → T

SLIDE DIP SWITCHES

TERMINATION OPTIONS

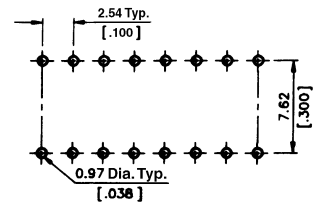


**1**  
PC Pin


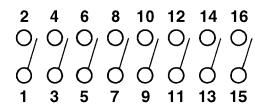


Position 1 denotes Pin No. 1.

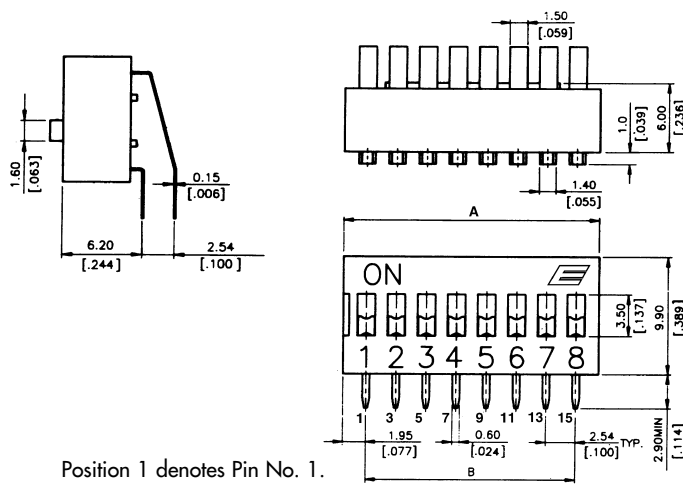
P.C. MOUNTING



Schematic

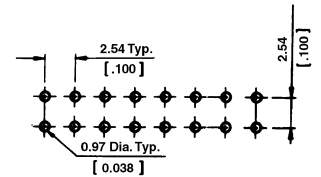


**2**  
Right Angle  
PC Pin

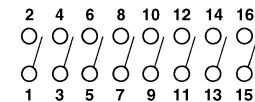


Position 1 denotes Pin No. 1.

P.C. MOUNTING




Schematic




NUMBER OF POSITIONS

Positions:	2	3	4	5	6	7	8	9	10	12
"A"	6.44	8.98	11.52	14.06	16.6	19.14	21.68	24.22	26.76	31.84
Dimension:	(.254)	(.354)	(.454)	(.554)	(.654)	(.754)	(.854)	(.954)	(1.054)	(1.254)
"B"	2.54	5.08	7.62	10.16	12.7	15.24	17.78	20.32	22.86	27.94
Dimension:	(.100)	(.200)	(.300)	(.400)	(.500)	(.600)	(.700)	(.800)	(.900)	(1.100)


ACTUATOR OPTIONS



**R**  
Recessed\*



**E**  
Extended



**RT**  
Top Tape Sealed



**ET**  
Top Tape Sealed

SEAL OPTIONS