



Software Defined IP Routing

S-BRAIN Meeting #44
Christian Esteve Rothenberg
12/06/2013

*TRANSFORMANDO
EM REALIDADE*

Agenda

- A view on Software Defined Networking
- (OpenFlow basics)
- IP Routing & OpenFlow/SDN
- RouteFlow
 - Architectural discussions
 - Research perspectives
 - Use Cases and Pilots
- Final remarks

Disclaimer

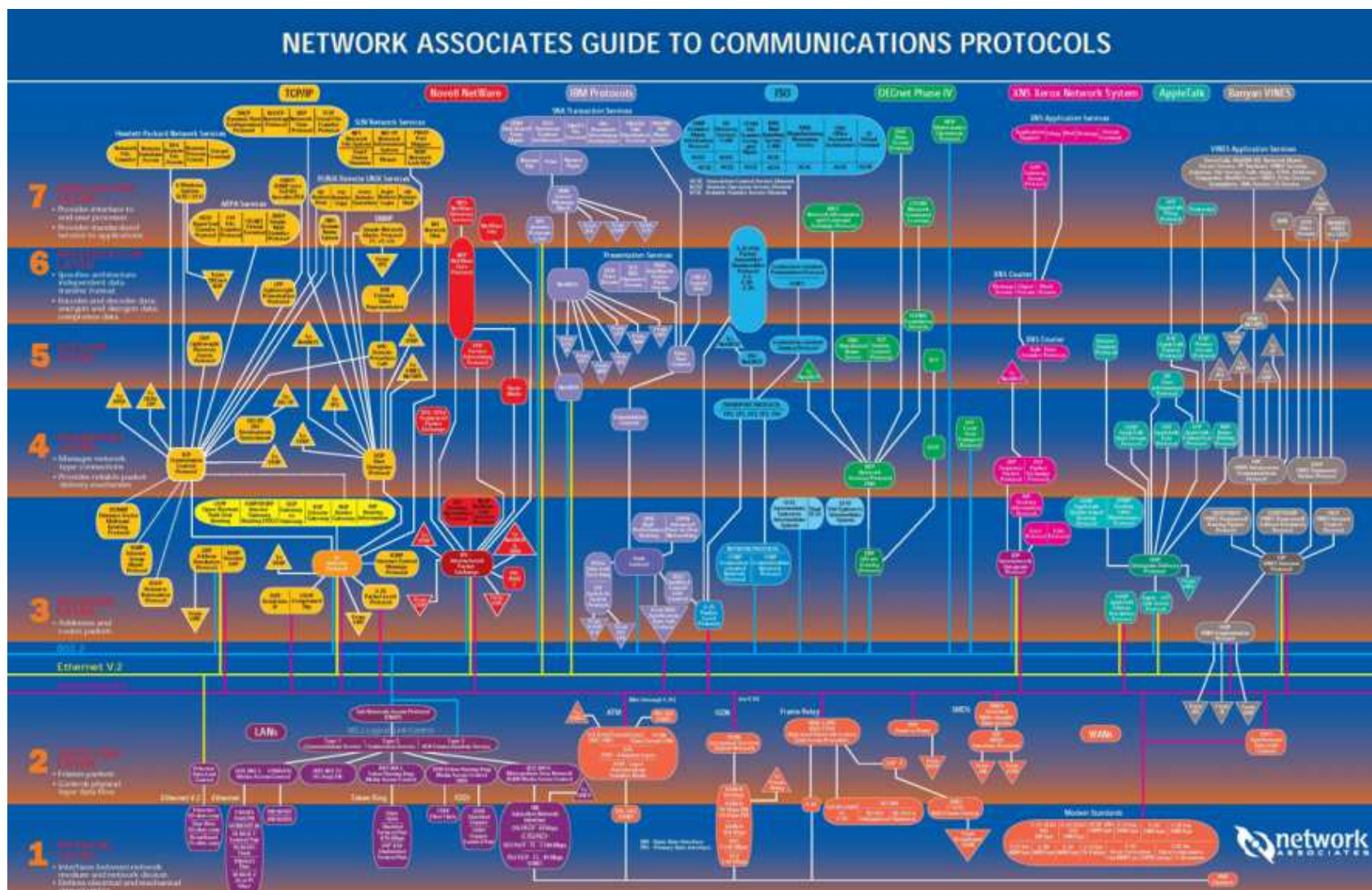
Personal view on SDN

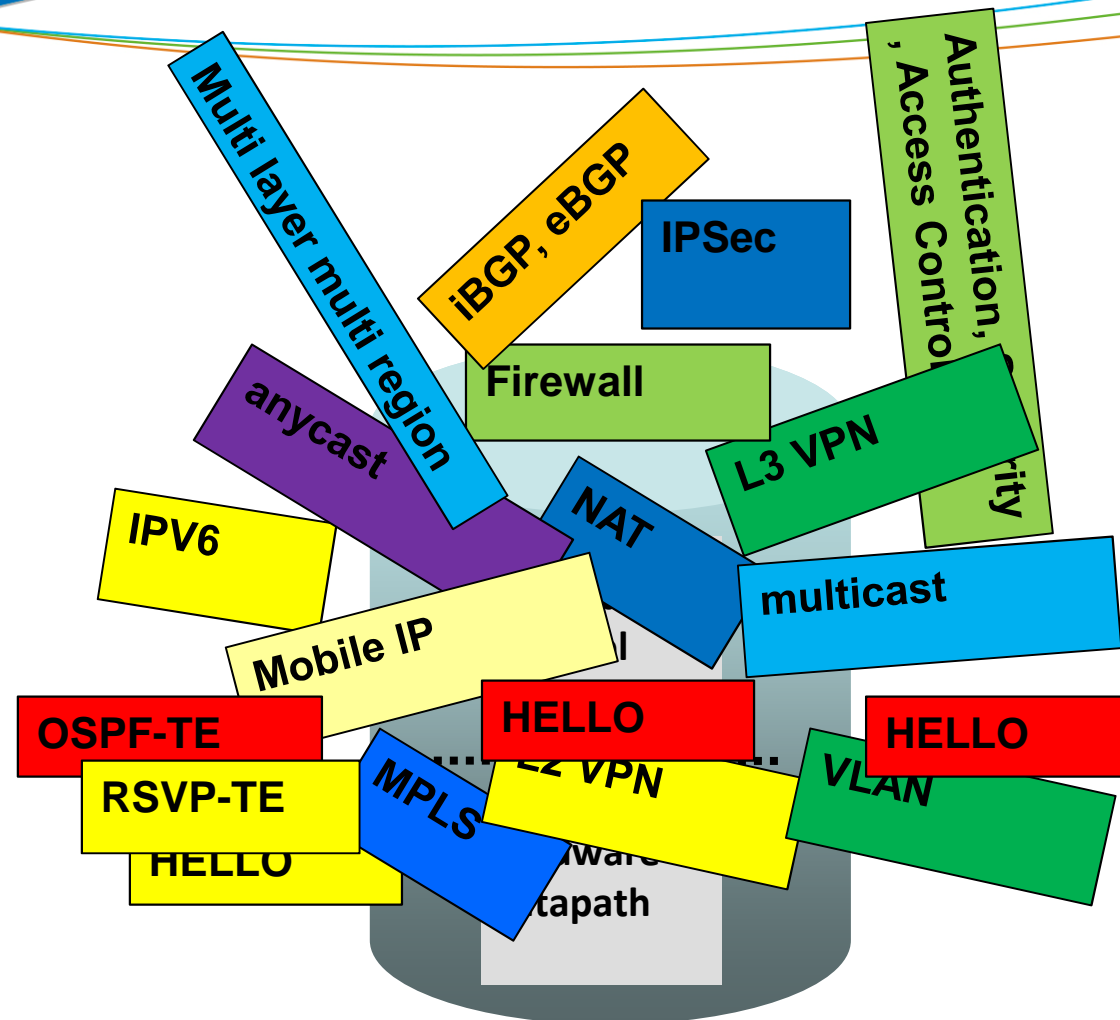
- Not by CPqD
- Not by ONF (or any affiliated company)

Actually, not that original...

- See References and Credits

Where are we today?





Many complex functions baked into the infrastructure

*OSPF, BGP, multicast, differentiated services,
Traffic Engineering, NAT, firewalls, MPLS, redundant layers, ...*

An industry with a “mainframe-mentality”

Source: Stanford/Berkeley

How did we get here?

A guaranteed recipe for disaster:

1. Invent a new data plane mechanism
2. Hack a new control plane for it
3. Jump back to 1

The ability to master complexity is not the same as the ability to extract simplicity

– S. Shenker

Source: T. Koponen

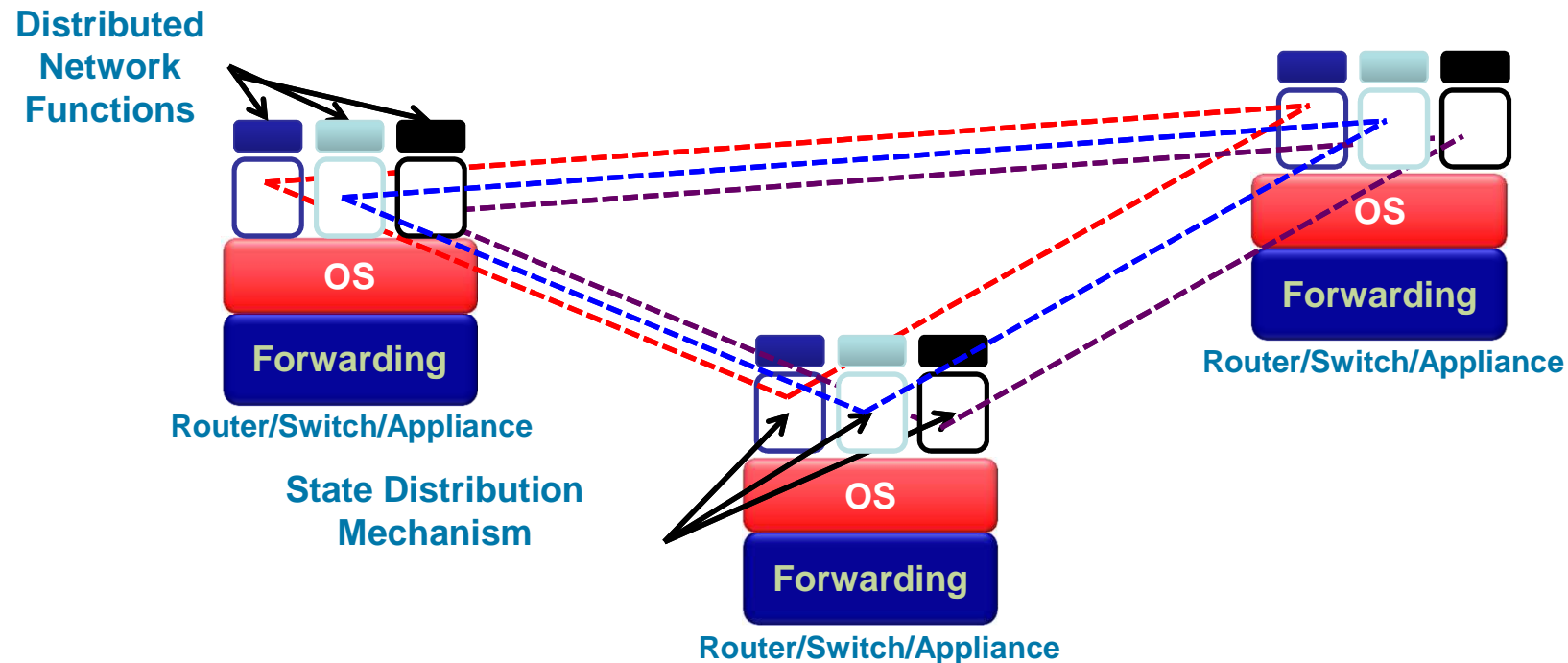
Problem: No Abstractions for Control Plane

Addition of a new function to the network

- Highly complex distributed system problem

Networks too difficult to program and to reason about

- no good abstractions and interfaces



Not good for even network vendors!

Source: Stanford/Berkeley

SDN to the rescue!



Software Defined Networking



Warning: Contains optimism
(Plug to <http://PacketPushers.net> for Unicorn Humor!)

Source: packetpushers.net

April/2009 : The term SDN was coined

<http://www2.technologyreview.com/article/412194/tr10-software-defined-networking/>



IO BREAKTHROUGH TECHNOLOGIES

2009

TR10: Software-Defined Networking

Nick McKeown believes that remotely controlling network hardware with software can bring the Internet up to speed.

4 comments



KATE GREENE

March/April 2009



For years, computer scientists have dreamed up ways to improve networks' speed, reliability, energy efficiency, and security. But their schemes have generally remained lab projects, because it's been impossible to test them on a large enough scale to see if they'd work: the routers and switches at the core of the Internet are locked down, their software the intellectual property of companies such as Cisco and Hewlett-Packard.

Frustrated by this inability to fiddle with Internet routing in the real world, Stanford computer scientist Nick McKeow-

What is SDN?

In the SDN architecture, the control and data planes are decoupled, network intelligence and state are logically centralized, and the underlying network infrastructure is abstracted from the applications.

– Open Networking Foundation white paper

“OpenFlow is SDN, but SDN is not OpenFlow”

- Does not say much about SDN

“Let`s call whatever we can ship today SDN”

– Vendor X

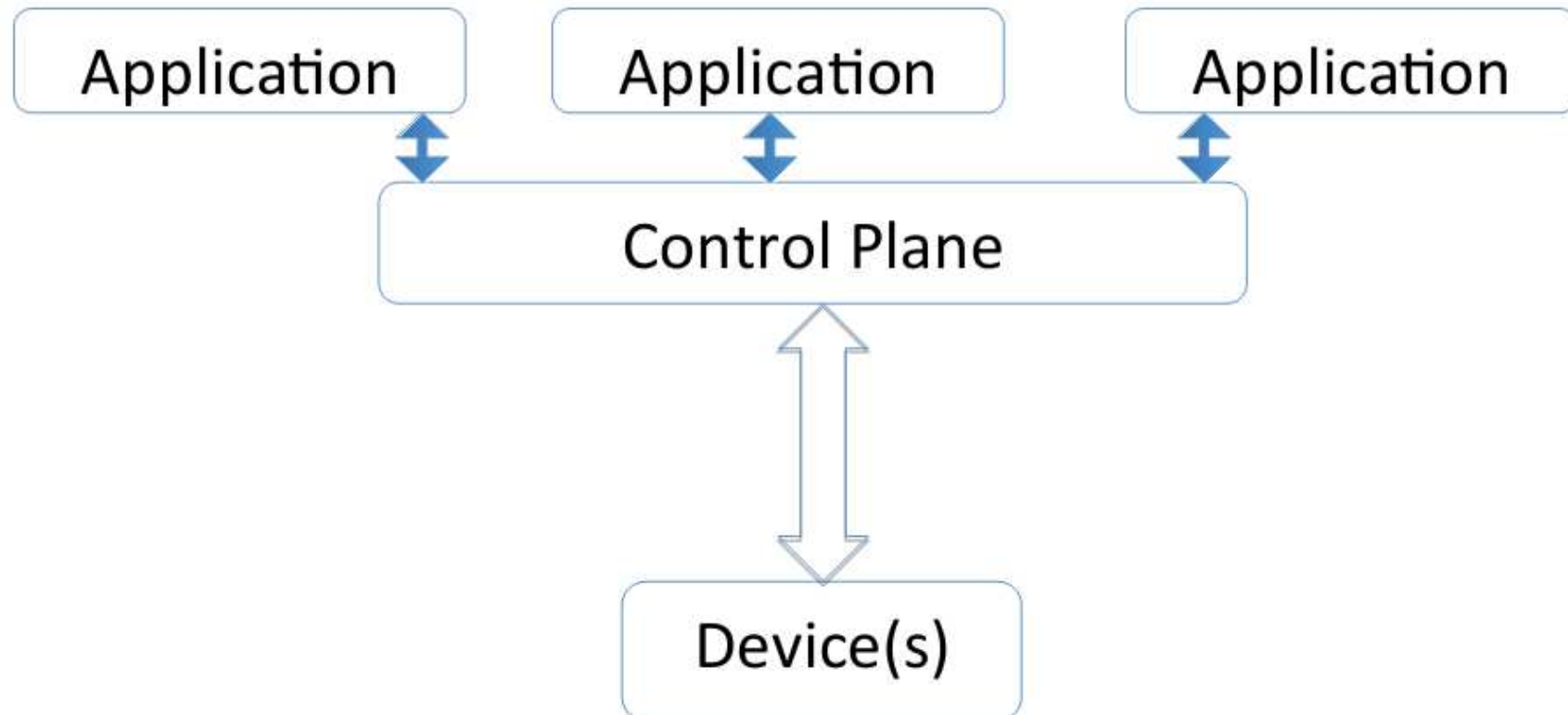
“SDN is the magic buzzword that will bring us VC funding”

– Startup Y

“SDN is the magic concept that will get my paper/grant accepted”


– Researcher Z

Generic SDN Architecture






Vertically integrated
Closed, proprietary
Slow innovation
Small industry




— Open Interface —




— Open Interface —



Horizontal
Open interfaces
Rapid innovation
Huge industry



Source:
McKeown




Open Interface



Open Interface



Vertically integrated
Closed, proprietary
Slow innovation



Horizontal
Open interfaces
Rapid innovation

Source:
McKeown

SDN in 2010



SDN in 2011 – 2012



SDN in 2013

Academia

Vendor A

Start-up 1
Start-up 2

Vendor B

...

Vendor C

Start-up n

Origins



Martin Casado

Ethane

1. Programmatic control of Enterprise networks
2. Global policy, directly enforced
3. Global vantage point
4. OpenFlow

Research Community:
How to deploy new ideas?

1. NSF/GENI
2. OpenFlow/SDN on 10 campuses
3. Research demonstrations
4. Now on 100+ campuses
5. US, Europe, Asia, Brazil

Industry Trend:
Networks being built this way

1. Data Center Networks
2. WANs
3. Enterprise and WiFi
4. Vendors startups emerging

OpenFlow standards

Evolution path:

- **OF 1.0 (03/2010):** Most widely used version, MAC, IPv4, single table (from Stanford)
- **OF 1.1 (02/2011):** MPLS tags/tunnels, multiple tables, counters (from Stanford)
- **OF 1.2 (12/2011):** IPv6, extensible expression
- **OF-Config 1.0 (01/2012):** Basic configuration: queues, ports, controller assign
- **OF 1.3.0 (04/2012):** Tunnels, meters, PBB support, more IPv6
- **OF-Config 1.1 (04/2012):** Topology discovery, error handling
- **OF-Test 1.0 (2H2012):** Interoperability conformance test processes, suites, labs
- **OF 1.3.2 (est. May 2013),** 19 errata, final review
- **OF 1.4 (est. June 2013),** 9 changes + 13 extensions

Goals:

- **Widespread adoption, experimentation w/OF 1.3.x**
- **Accommodate current merchant silicon**
- **Move beyond limitations of current merchant silicon**

Technical activities

Chartered Working Groups

- **Extensibility (chair: Jean Tourrilhes, HP): OpenFlow protocol**
- **Config-mgmt (chair: Deepak Bansal, Microsoft): basic switch configuration**
- **Testing-Interop (chair: Michael Haugh, Ixia): conformance, interop., benchmarking**
- **Hybrid (chair: Jan Medved, Cisco): mixed OpenFlow/legacy switches networks → Migration WG (chair: Justin Dustzadeh, Huawei)**

Discussion Groups

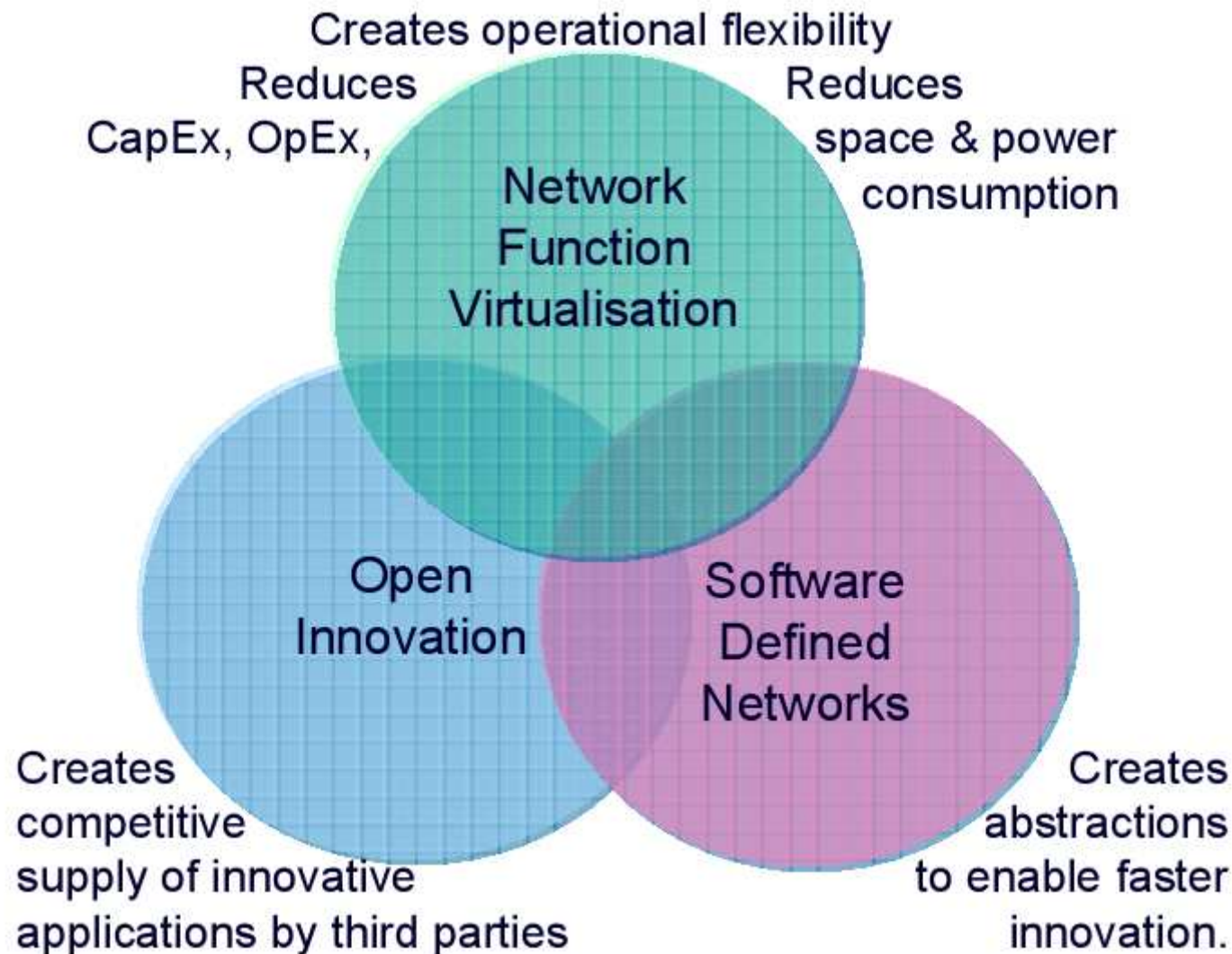
- **OpenFlow-Future: forwarding-plane models**
- **NorthboundAPI: how the network relates to the applications**
- **NewTransport: OpenFlow for optical, circuits, wireless**
- **Market Education (chair: Isabelle Guis, Big Switch): marketing, customer value**

Mapping of technologies to problems

	forwarding isolation	performance isolation	orchestration / config	obj models / schemas	network control APIs
SDN ocean	<ul style="list-style-type: none"> OpenFlow ForCES MPLS MPLS-TE IPsec TRILL SPB 	<ul style="list-style-type: none"> Diffserv ConEx 	<ul style="list-style-type: none"> OFconfig NETCONF SNMP RESTful Web UI CLI 	<ul style="list-style-type: none"> Yang SID 	<ul style="list-style-type: none"> ALTO CDNI XMPP

- we could focus on solving a particular problem (column)
- we could also ask
 - is an integrated solution (multi-column) good?
 - or “do one thing and do it well” so operators can pick & choose rather than lock-in to an über-solution?

Strategic Networking Paradigms for Network Operators



Towards a SDN taxonomy

	Data plane (Elements used for traffic handling)	Controller solutions (Decoupled control plane)	Management (Extensible mgmt SW API)
L2-L4 routing	<ul style="list-style-type: none"> • SDN-D-PSwitch: Simplified physical data plane elements without a control plane (e.g., Pica8 Pronto) • SDN-D-VSwitch: Simplified virtual data plane elements without a control plane (e.g., OpenVSwitch) • SDN-D-Fabric: Data plane elements, with inbuilt control plane, that collaborate to form a unified fabric (e.g., Pluribus server-switch) 	<ul style="list-style-type: none"> • SDN-C-OpenFlow: Control plane using the OpenFlow API (e.g., BigSwitch Floodlight) • SDN-C-Overlay: Control plane managing network overlays (e.g., Nicira NVP, PLUMgrid) 	<ul style="list-style-type: none"> • SDN-N-Management: Value-added network management software (e.g., Cyan Blue Planet, OpenStack Quantum, Cariden NS-OS)
L4-L7 services	<ul style="list-style-type: none"> • SDN-S-Dataplane: Data plane elements to process sessions (e.g., Linerate Proxy) • SDN-S-Fabric: Scale-out enforcement of L4-L7 services where dataplane and control plane are co-located (e.g., Cisco vPath) 	<ul style="list-style-type: none"> • SDN-S-Control: Decoupled control plane for enforcing policy (e.g., vArmour) 	<ul style="list-style-type: none"> • SDN-S-Orchestrator: Platform for elastic L4-L7 services (e.g., Embrane Heleos)

Source: S. Srini Seetharaman, SDNCentral



What is OpenFlow?



Short Story: OpenFlow is an API

- Control how packets are forwarded (and manipulated)
- Implementable on COTS hardware
- Make deployed networks programmable
 - not just configurable
 - Vendor-independent
- Makes innovation easier
- **Goal** (experimenter's perspective):
 - Validate your experiments on deployed hardware with real traffic at full line speed
- **Goal** (industry perspective):
 - Reduced equipment costs through commoditization and competition in the controller / application space
 - Customization and in-house (or 3rd party) development of new networking features (e.g. protocols).




How does OpenFlow work?

Ethernet Switch



A light blue rounded rectangular box with a dark blue border, containing the text 'Control Path (Software)'.

Control Path (Software)

A light blue rounded rectangular box with a dark blue border, containing the text 'Data Path (Hardware)'. A horizontal dashed line is positioned above this box.

Data Path (Hardware)

OpenFlow Controller

OpenFlow Protocol (SSL/TCP)

Control Path

OpenFlow

Data Path (Hardware)

OpenFlow Example



Controller



Software Layer

OpenFlow Client

Hardware Layer

Flow Table

MAC src	MAC dst	IP Src	IP Dst	TCP sport	TCP dport	Action
*	*	*	5.6.7.8	*	*	port 1

port 1

port 2

port 3

port 4



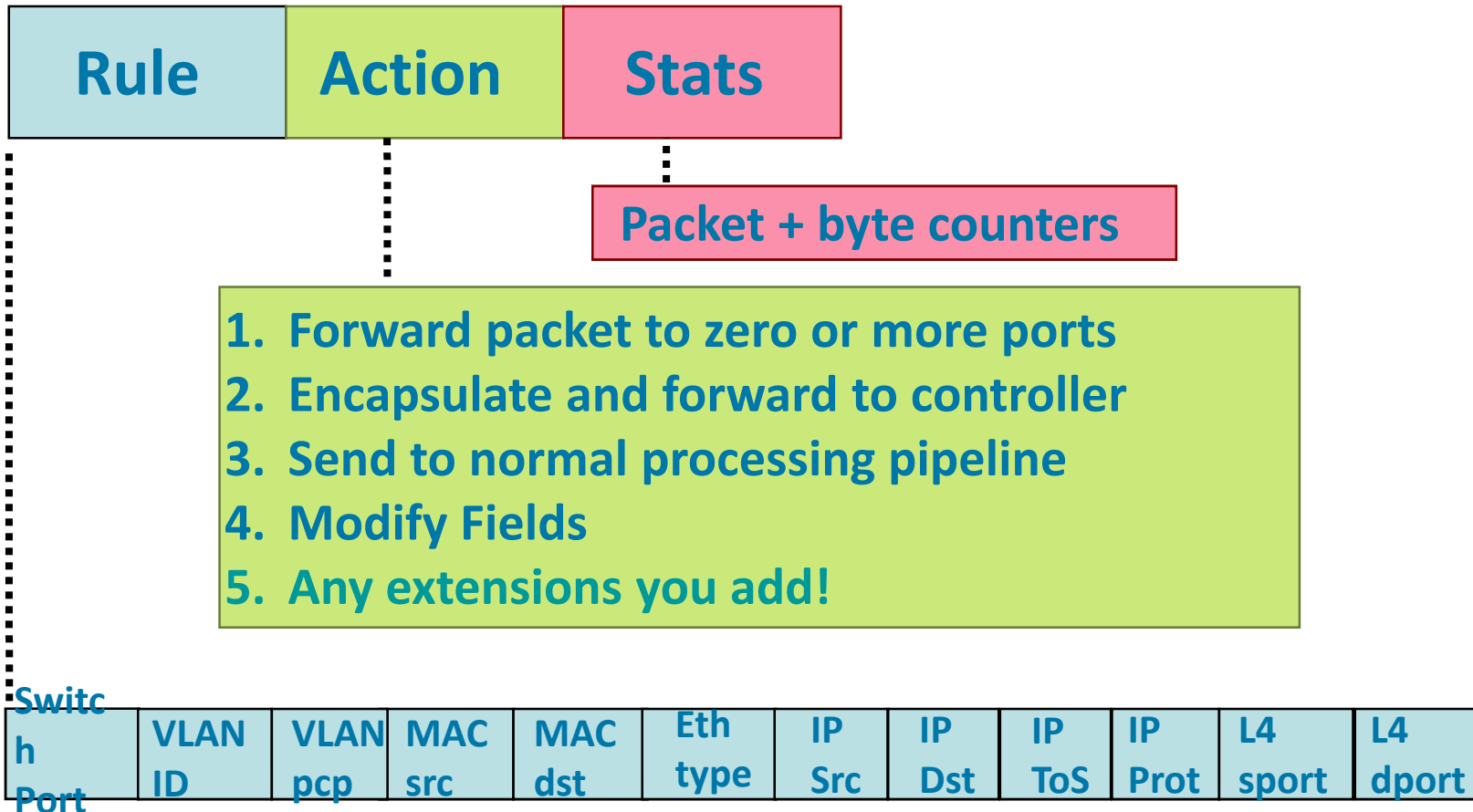
5.6.7.8



1.2.3.4

OpenFlow Basics

Flow Table Entries



1. Forward packet to zero or more ports
2. Encapsulate and forward to controller
3. Send to normal processing pipeline
4. Modify Fields
5. Any extensions you add!

+ mask what fields to match

Examples

Switching

Switch Port	MAC src	MAC dst	Eth type	VLAN ID	IP Src	IP Dst	IP Prot	TCP sport	TCP dport	Action
*	*	00:1f:...	*	*	*	*	*	*	*	port6

Flow Switching

Switch Port	MAC src	MAC dst	Eth type	VLAN ID	IP Src	IP Dst	IP Prot	TCP sport	TCP dport	Action
port3	00:20..	00:1f..	0800	vlan1	1.2.3.4	5.6.7.8	4	17264	80	port6

Firewall

Switch Port	MAC src	MAC dst	Eth type	VLAN ID	IP Src	IP Dst	IP Prot	TCP sport	TCP dport	Action
*	*	*	*	*	*	*	*	*	22	drop

Examples

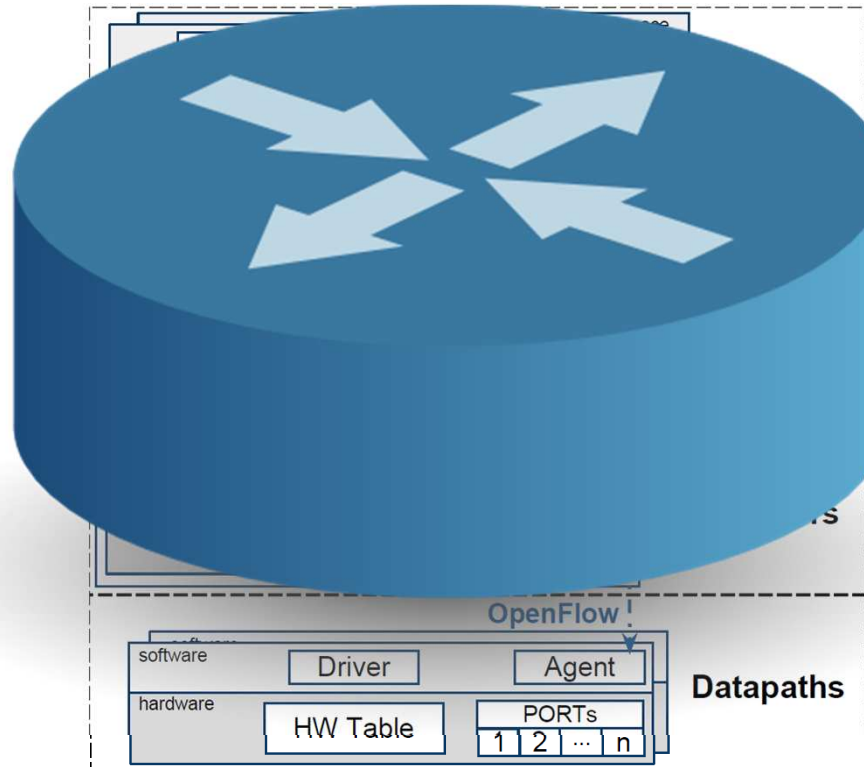
Routing

Switch Port	MAC src	MAC dst	Eth type	VLAN ID	IP Src	IP Dst	IP Prot	TCP sport	TCP dport	Action
*	*	*	*	*	*	5.6.7.8	*	*	*	port6

VLAN Switching

Switch Port	MAC src	MAC dst	Eth type	VLAN ID	IP Src	IP Dst	IP Prot	TCP sport	TCP dport	Action
*	*	00:1f..	*	vlan1	*	*	*	*	*	port6, port7, port9

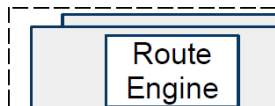
OPENFLOW & IP ROUTING



Control Plane

Data Plane

Open-Source Routing Stacks



Linux

Control Plane

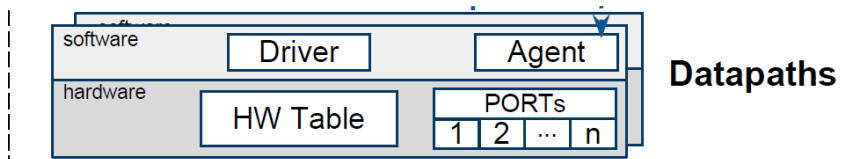


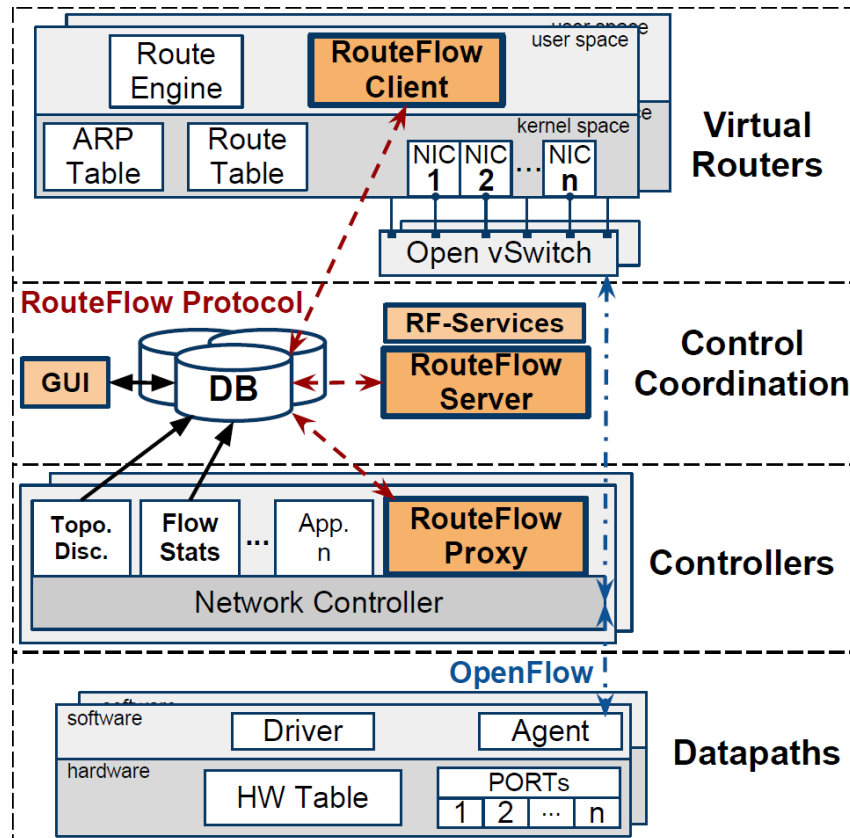
RouteFlow

Glue



Data Plane





Control Plane

Glue

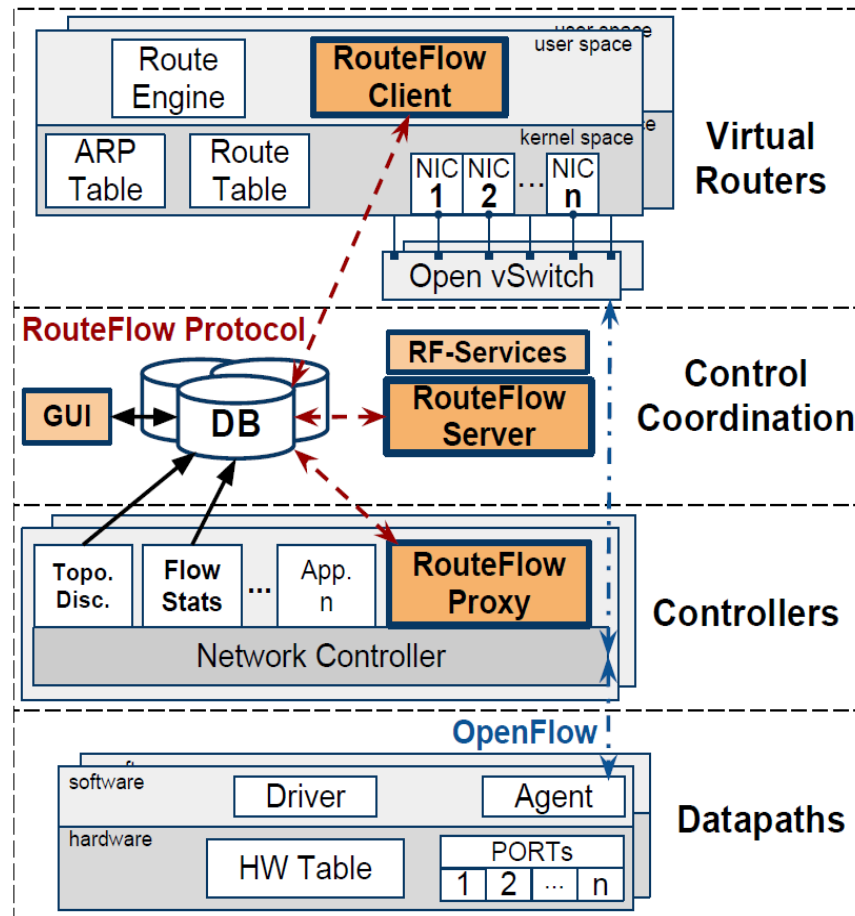
Data Plane



OpenFlow protocol used as:

- 1) A mechanism to install the FIB
- 2) A mechanism to steer control plane traffic

Design





- Modular architecture
 - RF-Proxy
 - RF-Server
 - RF-Client
- Database layer
 - JSON-based IPC
 - Resilient core state
 - Programmer-friendly
- Multi-Controller support
 - NOX, POX, Ryu, Floodlight

Software Defined IP Routing



High cost
Specialized config.
Closed source
Slow innovation

Source: McKeown



— Open interface —



— Open interface —



Low cost (commodity)
Multi-vendor modularity
Open source
Rapid innovation

Architectural discussions

ROUTEFLOW

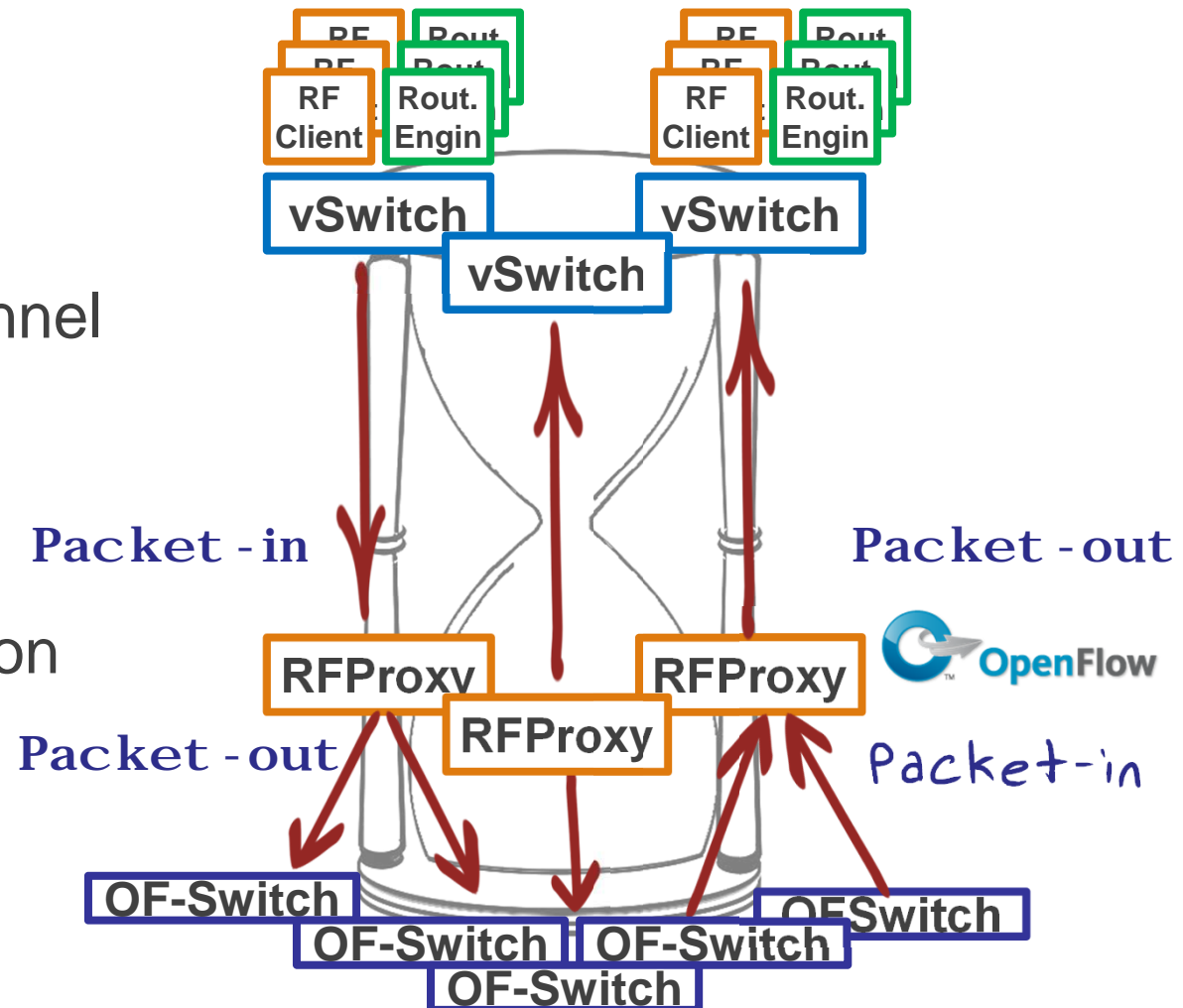
Architectural Discussion

Control-Data Channel

- OpenFlow-based

Physical Distribution

- Scalability
- Resiliency



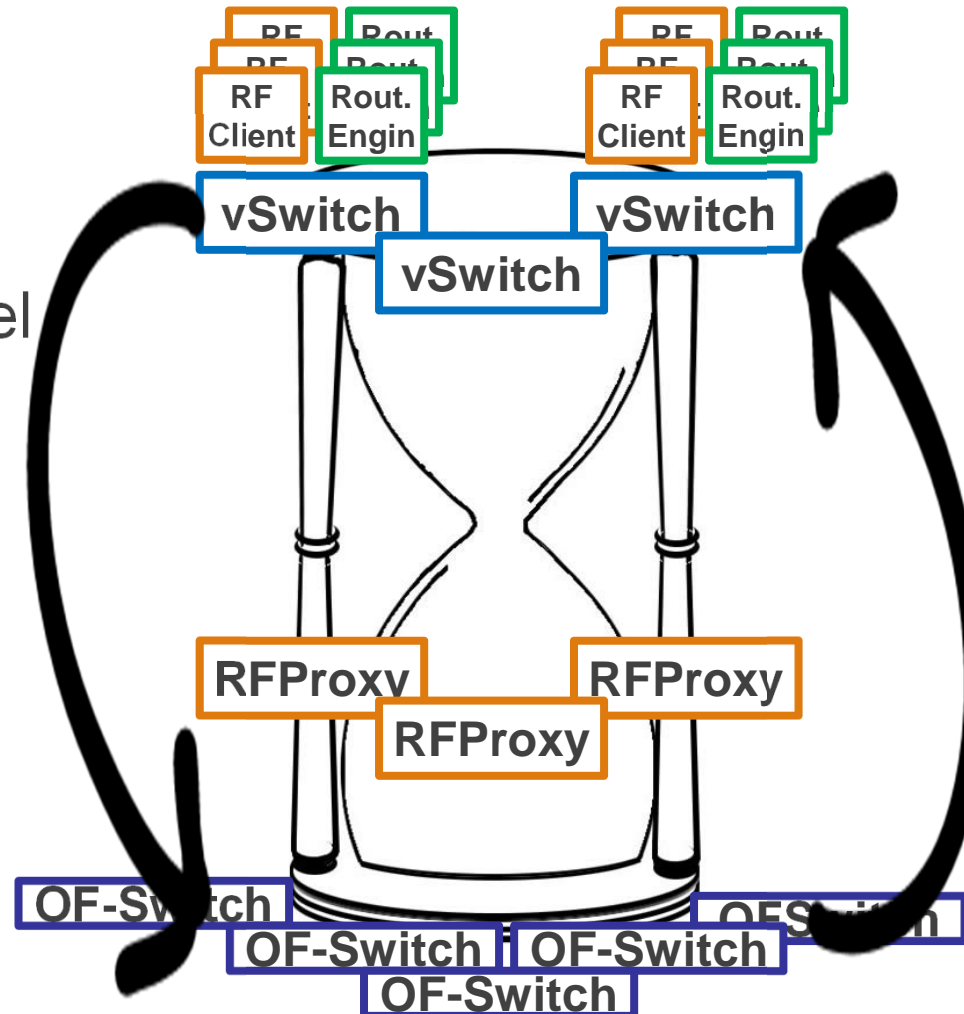
Architectural Discussions

Control-Data Channel

- OpenFlow-based
- OpenFlow-defined

Physical Distribution

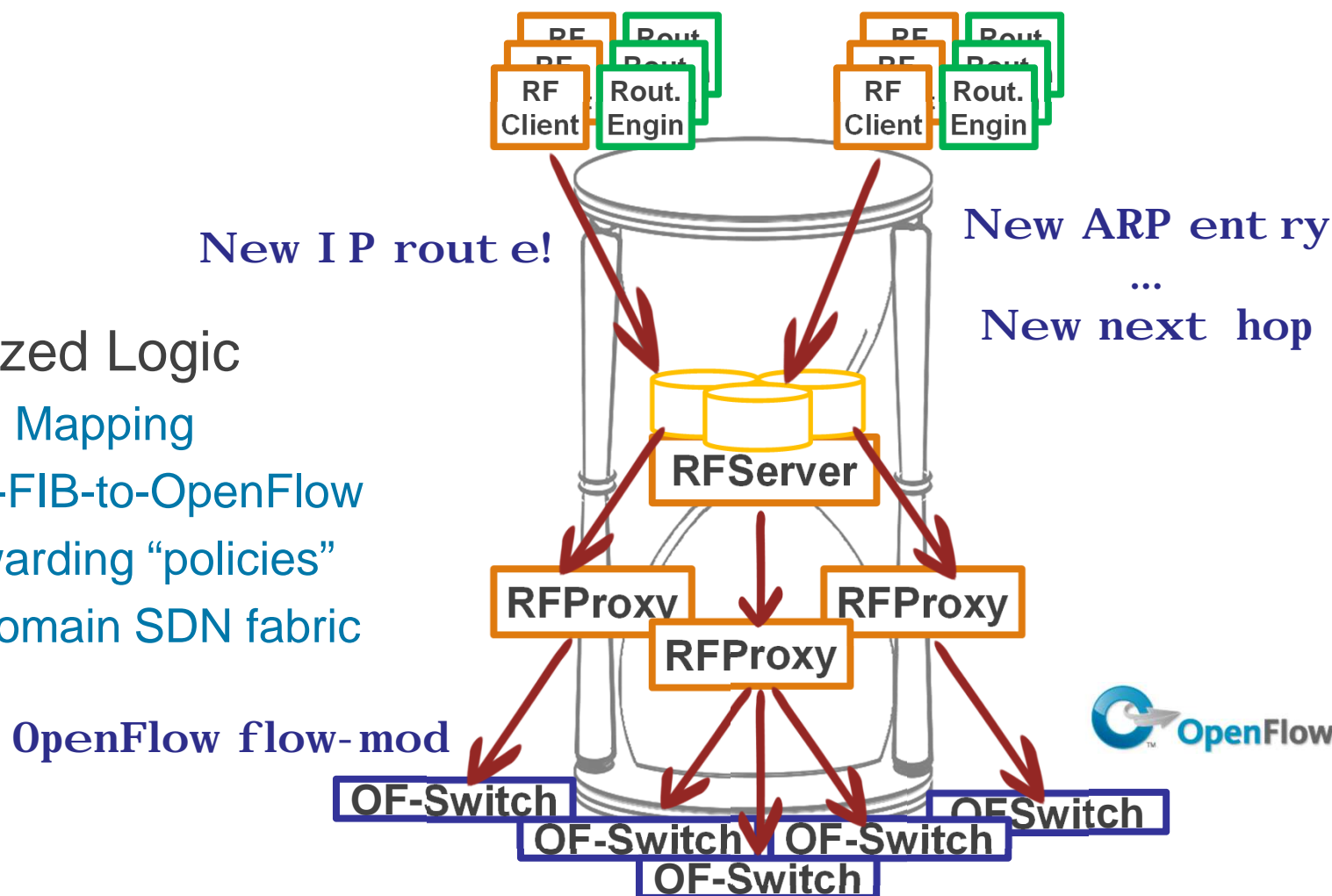
- Scalability
- Resiliency



Architectural Discussion

Centralized Logic

- CP/DP Mapping
- RIB-to-FIB-to-OpenFlow
- IP forwarding “policies”
- Intra-domain SDN fabric

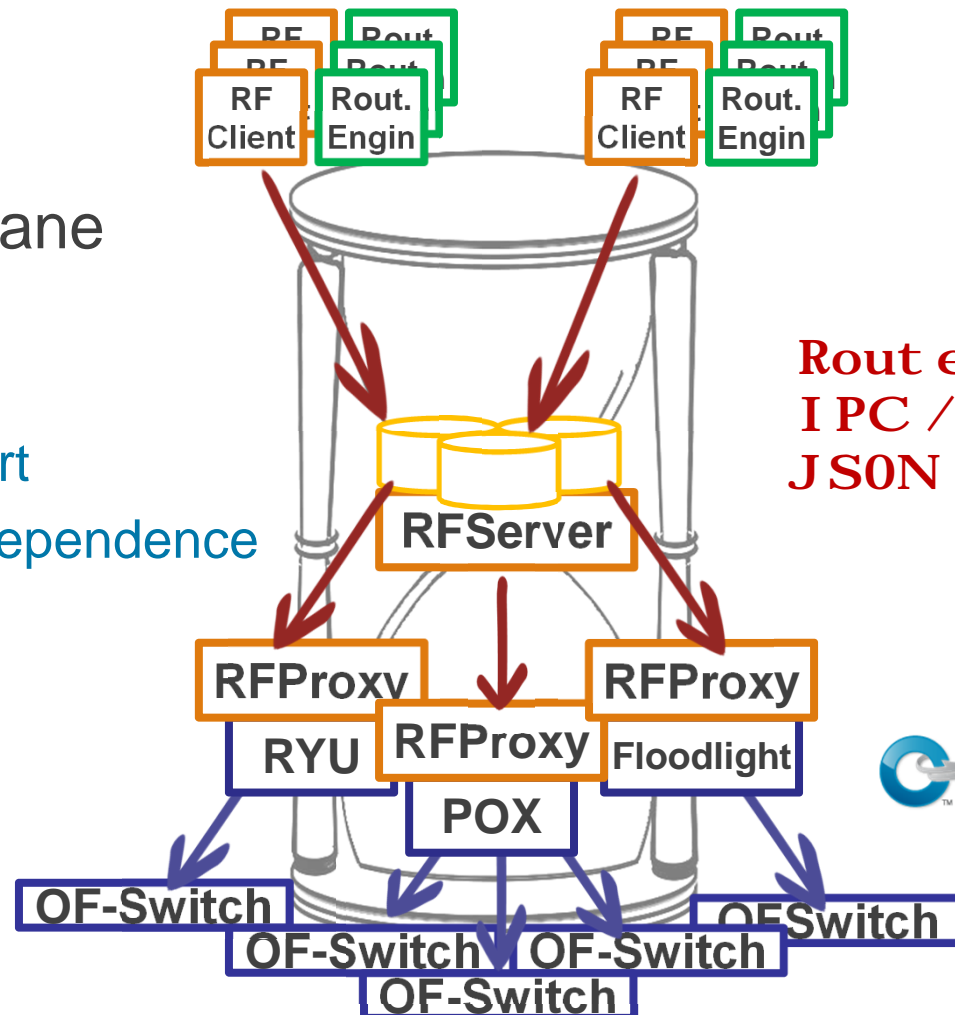


Architectural Discussion

RouteFlow control plane

- Hierarchical
- Distributed
- Multi-Controller support
- OpenFlow-version independence

OF v1.0
OF v1.2
OF v1.3

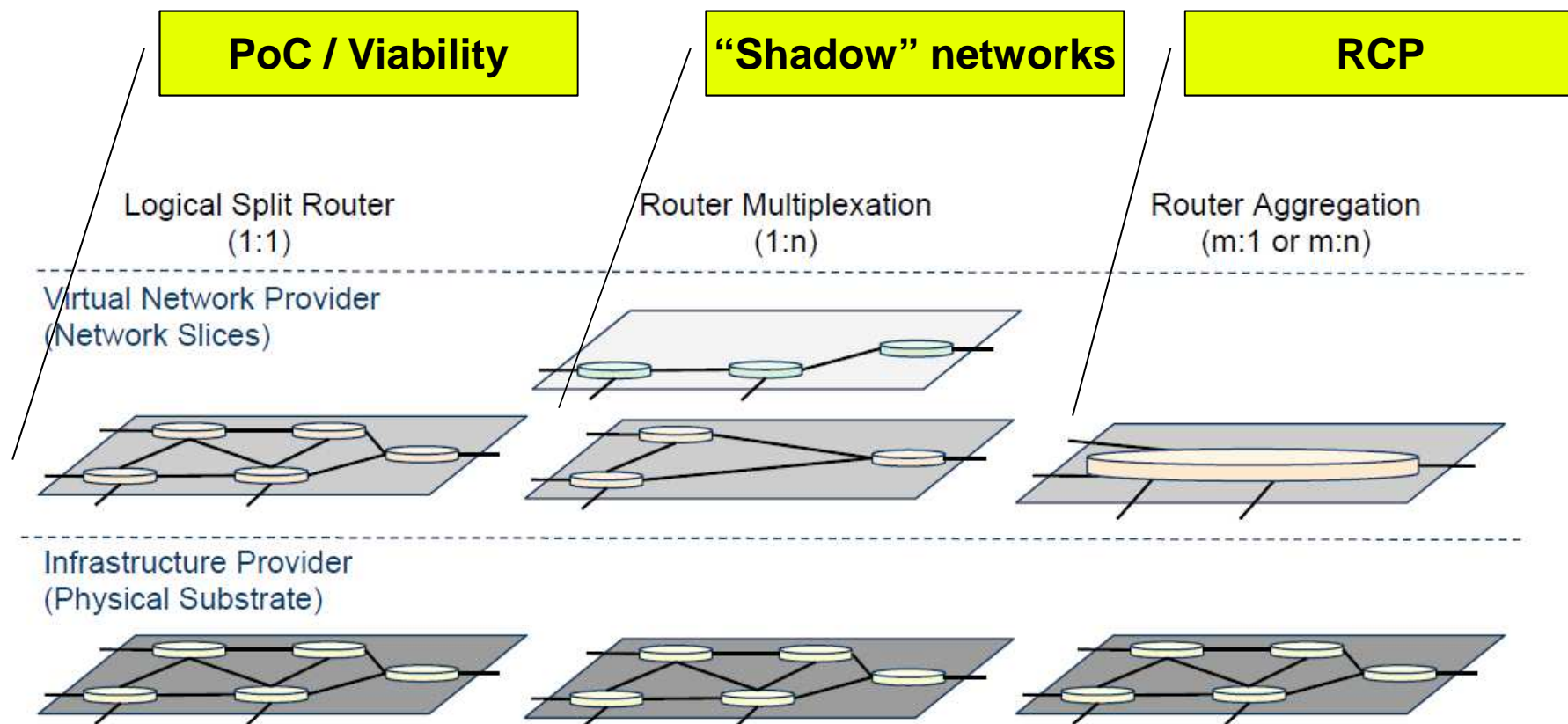


RouteFlow
IPC / RPC
JSON APIs



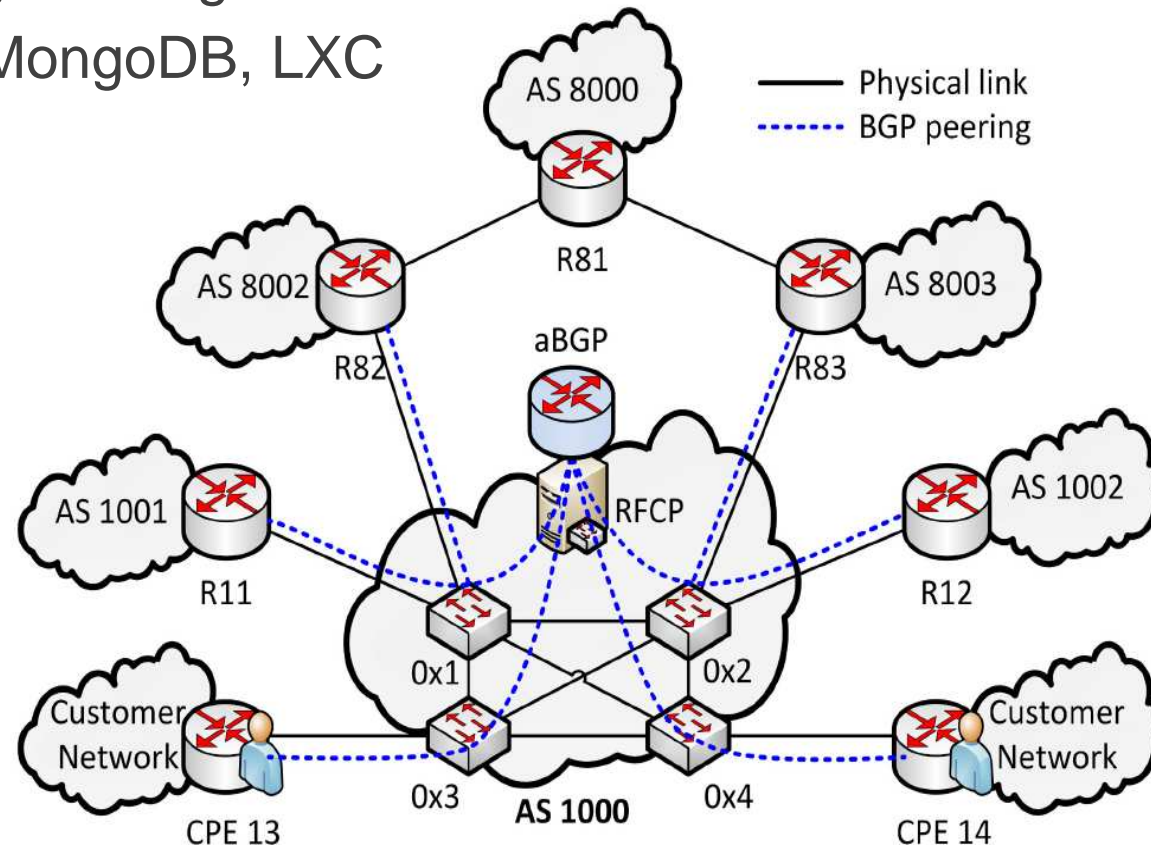
Modes of operation


- From logical routers (akin VRFs) to single node abstractions over flexible virtual networks.
- New design choices on the distribution of the control nodes.



Aggregated BGP routing service

- Single node abstraction of a domain-wide eBGP router
 - Think modern multi-chassis routing architectures with external route processors and OpenFlow switches acting as line cards
- Aggregation logic defined in the RF-Server
- NOX, MongoDB, LXC





Research space

ROUTEFLOW

Research in scope and contribution

- Early work on Routing Control Platforms (RCP)
[Ramjee 2006, Feamster 2004, Van der Merwe 2006, Wang 2009]
 - In operation at AT&T, considered a differentiator for "dynamic connectivity management".
- Research Question:
 - Re-examine the concept of RCP with the **visibility** (i.e., network-wide, multi-layer, flow and topology maps, full RIBs) and **direct control** capabilities (i.e., actual FIB installation, rich matching and instruction set) of the SDN abstraction set and the specifics of the OpenFlow choice
- RouteFlow **glues** virtualized IP routing stacks with OpenFlow
- RouteFlow acts as a new **indirection** layer for
 - routing protocol messages (e.g. BGP session terminates in servers)
 - RIB-(to-FIB)-to-OpenFlow transformations



Research Areas

SW (remote)

**Application/
Solutions**

High-level languages / policies, graph theory

[FML, Procera, NetCore]

Configuration Abstraction

Capture intent, not mechanism!

**Controller /
Network OS**

Disitributed Systems, DB, P2P, High Availability

Network Abstraction

Hardware / Forwarding Abstraction

Flexibility and Programmability!

[e.g., POF (Protocol Oblivious Forwarding)]

Devices

OpenFlow/APIs

New HW/SW architectures (low-cost, energy-efficient,)

HW/SW

Flow matching algorithms

ASIC / NP /x86

Simplified/Optimized for “flow” forwarding

Routing-centric use cases under research

- Engineered path selection
 - Think Google WAN, performance-based routing, etc.
- Optimal best path reflection
 - Per ingress/customer [draft-ietf-idr-bgp-optimal-route-reflection-01]
- Path protection with prefix independent convergence
 - Hierarchical FIBs w/ OF 1.X Tables + LFA route-precomputation
- Security
 - Data plane blackholes and middlebox injections,
 - Secure Inter-domain routing ideas (crypto intense S*-BGP, etc..)
- Simplifying customer multi-homing
 - Easy to set and control cost/performance/policy-based routing
- IPv6 migration
 - Flow matching for service termination in v4-v6 migration solutions

Challenges

- Centralized BGP
 - Shown to scale well in modern CPU architectures
 - Centralized does not mean not distributed (but removal from edge)
- Small OpenFlow table sizes
 - Transient limitation?
 - Expose existing FIB data structures as an IP lookup OF table?
 - Smart RIB&FIB reduction (e.g., simple [draft-ietf-grow-simple-va-04])
 - HW/SW flow offloading
- Limited OpenFlow processing in datapath
 - Transient / Un-optimized implementations
- High availability
 - Previous ideas from distributed RCPs
 - Database-centric designs
 - Development in-progress of “BGP SHIM” for transparent eBGP redundancy

Some recent interesting research topics

SDX: A Software Defined Internet Exchange

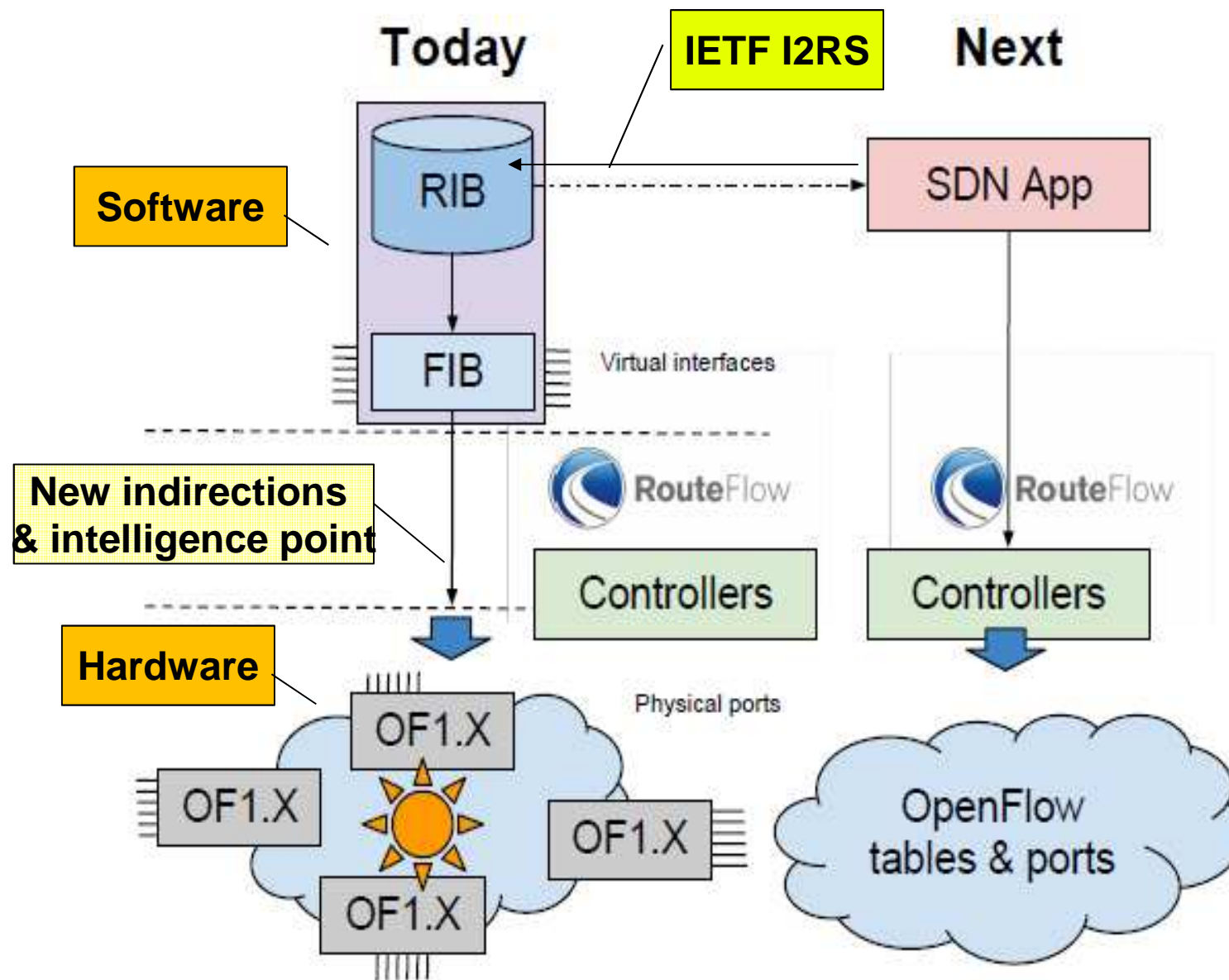
- Nick Feamster, Jennifer Rexford, Scott Shenker, Dave Levin, Russ Clark, Ron Hutchins, Josh Bailey
- http://www.opennetsummit.org/pdf/2013/research_track/poster_papers/final/ons2013-paper44.pdf
- <http://www.ietf.org/proceedings/86/slides/slides-86-sdnrg-6>

Leveraging SDN Layering to Systematically Troubleshoot Networks

- Brandon Heller, Colin Scott, Nick McKeown, Scott Shenker, Andreas Wundsam, Hongyi Zeng, Sam Whitlock, Vimalkumar Jeyakumar, Nikhil Handigol, Murphy McCauley, Kyriakos Zarifis and Peyman Kazemian.
- HotSDN13

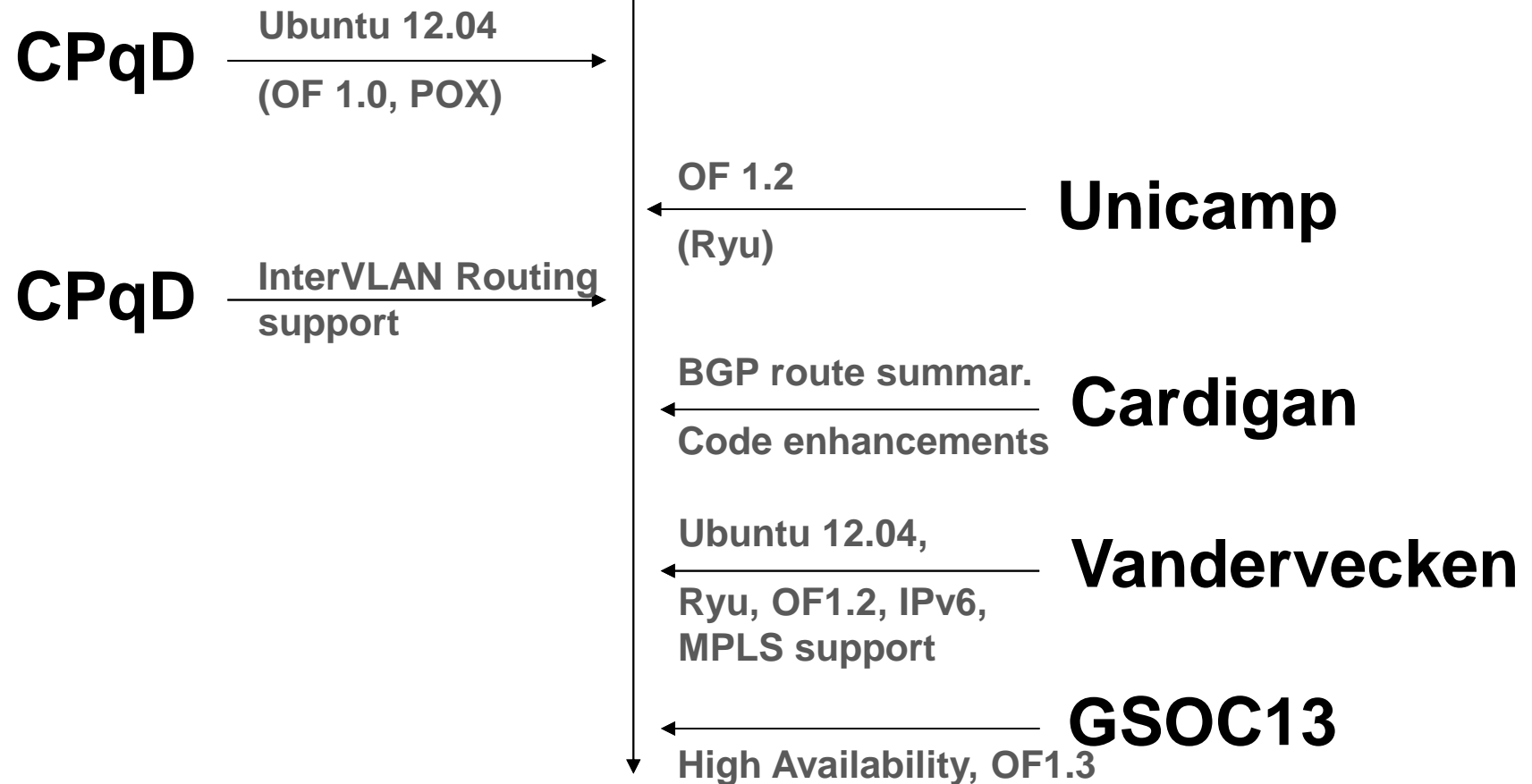
Advancements in latest OpenFlow protocol versions

- High availability, QoS, IPv6, multi-path, load-balancing, fast re-route, etc.




Latest updates

RouteFlow



Google Summer of Code 2013



Google SUMMER OF CODE 2013

Home
My Profile
My Dashboard
About
Events & Timeline
Connect With Us
Search
FAQ
Logout

RouteFlow

[Edit](#) | [Start Connection](#) | [Transfer slots to pool](#)


DESCRIPTION

RouteFlow is an open source project that aims to provide virtualized IP routing services over OpenFlow enabled hardware. Licensed under Apache 2.0, worldwide pioneer RouteFlow has 1000+ downloads and is being used by institutions such as Google Research, NTT MCL, Indiana University, Internet2 NDDI and many others across the globe.


TAGS

OpenFlow, Software-Defined Networks, IP Routing, Quagga, Linux, Python, C++, Java

CONTACT

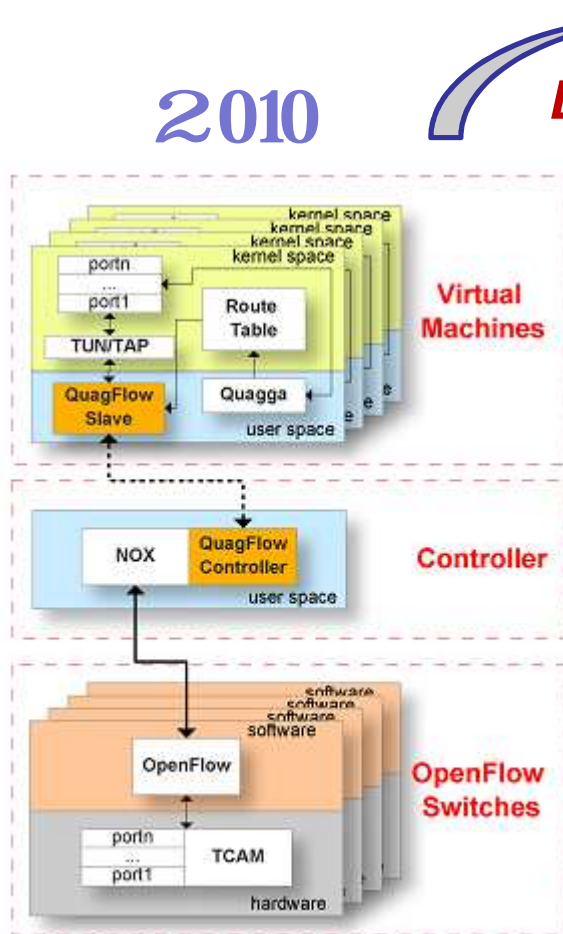


[Ideas page »](#) [Homepage »](#)

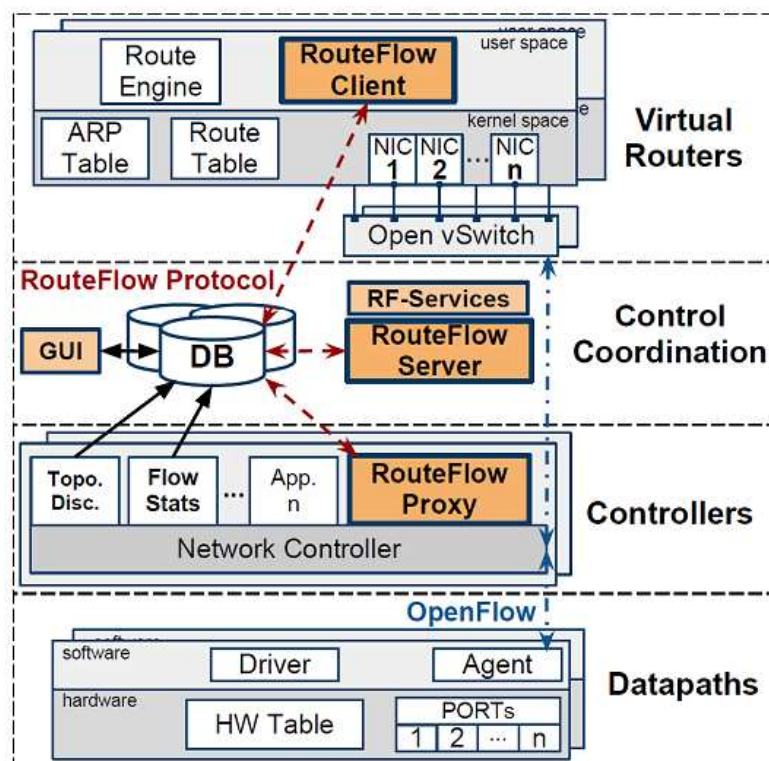


RouteFlow control plane architecture

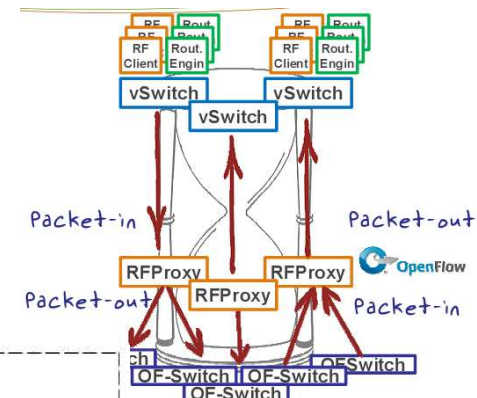
From QuagFlow to current implementation:



[SIGCOMM'10 Poster]



[HotSDN'12 Paper]



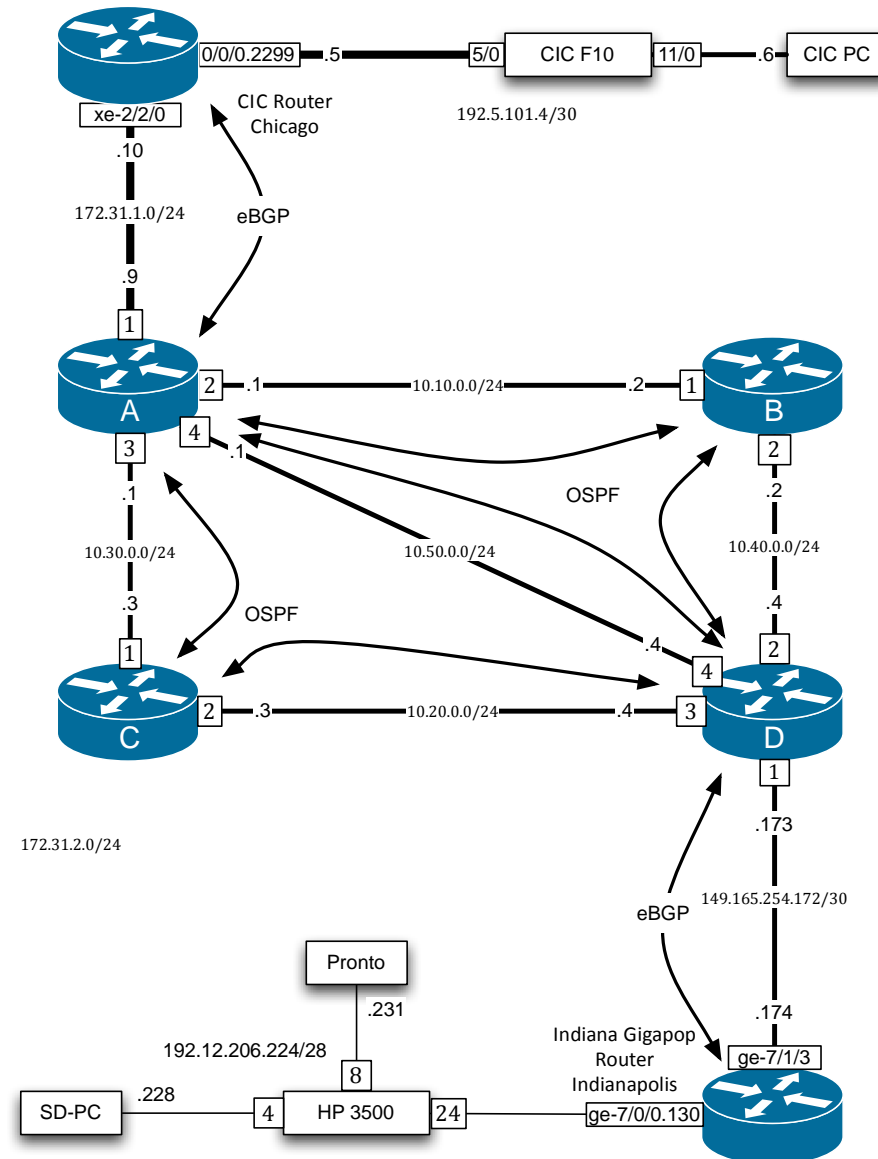
Gaining practical experience through use cases, pilots, demos, etc.

ROUTEFLOW

Field Trial at the University of Indiana

Network setup

- 1 physical OpenFlow switch
 - Pronto 3290
- 4 Virtual routers out of the physical OpenFlow switch
- 10 Gig and 1 Gig connections
- 2 BGP connections to external networks
 - Juniper routers in Chicago and Indianapolis
- Remote Controller
- New User Interface



Field Trial at the University of Indiana User Interface



The screenshot displays the RouteFlow web interface. At the top, there is a navigation menu with 'Status', 'Statistics', 'Admin', and 'Help'. Below this, there are tabs for 'Logical' and 'Geographic'. The main area is divided into three sections:

- Geographic Map:** A satellite map showing the physical locations of four routers: RouteFlow A, B, C, and D. They are interconnected with yellow lines representing OSPF sessions. A 'Controller' is also visible on the map. A legend at the bottom indicates that yellow lines represent OSPF, red lines represent BGP, and black lines represent Down connections.
- Router Status Table:** A table providing details for each router, including its status, active sessions, and an 'Open Session' button.
- Aggregate Traffic Graph:** A line graph showing network traffic over time. The y-axis represents traffic in kilobits per second (k), ranging from 0 to 6k. The x-axis shows time from 14:20 to 14:40. The graph area is filled with green, representing input traffic, and outlined with blue, representing output traffic. A legend at the bottom identifies the colors: green for Input (bps) and blue for Output (bps). A 'Past 10 Minutes' dropdown is located below the graph.

Router	Status	Sessions	Terminal Session
RouteFlow A	Up	3 OSPF	<input type="button" value="Open Session"/>
RouteFlow B	Up	2 OSPF	<input type="button" value="Open Session"/>
RouteFlow C	Up	2 OSPF	<input type="button" value="Open Session"/>
RouteFlow D	Up	3 OSPF, 1 BGP	<input type="button" value="Open Session"/>

Advancing the RouteFlow GUI

The screenshot displays the RouteFlow GUI for a device named 'switch8'. On the left, a network topology diagram shows 'switch8' connected to 'switch1', 'switch2', and 'switch3', with a 'RouteFlow Server' also connected. On the right, a 'Description' panel lists details for Nicira Networks, Inc. Open vSwitch software. Below this, 'Aggregated statistics' show packet, byte, and flow counts. A 'Table statistics' section shows a table ID of 0 and active count of 23. At the bottom, a table lists matches and actions for various IP addresses and ports, including actions like 'SET_DL_DST' and 'OUTPUT'.

Topology and Statistics

The screenshot shows the 'Table' view in RouteFlow, displaying a table of VM associations. The table has columns for VM ID, VM port, Vx ID, Vx port, DP ID, and DP port. A yellow callout box explains the table's content: 'The table shows the current associations of VMs and datapaths in the RouteFlow network.' and provides a legend for active entries, registered/active VMs, and registered/inactive associations.

VM ID	VM port	Vx ID	Vx port	DP ID	DP port
0x00E1E7B87895660	1	0x000002320844ACE	3	0x0000000000000007	1
0x00E1E7B87895660	2	0x000002320844ACE	13	0x0000000000000007	2
0x00E1E7B87895660	3	0x000002320844ACE	12	0x0000000000000007	3
0x0003F707E429D0	1	0x000002320844ACE	9	0x0000000000000008	1
0x0003F707E429D0	2	0x000002320844ACE	1	0x0000000000000008	2
0x0003F707E429D0	3	0x000002320844ACE	8	0x0000000000000008	3
0x0003F707E429D0	4	0x000002320844ACE	7	0x0000000000000008	4
0x000136E72E1B334	1	0x000002320844ACE	10	0x0000000000000009	1
0x000136E72E1B334	2	0x000002320844ACE	2	0x0000000000000009	2
0x000136E72E1B334	3	0x000002320844ACE	4	0x0000000000000009	3
0x000136E72E1B334	4	0x000002320844ACE	5	0x0000000000000009	4
0x0007C38C33597DF3	1	0x000002320844ACE	14	0x0000000000000006	1
0x0007C38C33597DF3	2	0x000002320844ACE	11	0x0000000000000006	2
0x0007C38C33597DF3	3	0x000002320844ACE	6	0x0000000000000006	3

Resource Status and Mapping

The screenshot shows the 'Table' view in RouteFlow, displaying a table of protocol messages between 'Slave - Server' and 'Server - Controller'. The table has columns for 'From', 'Status', and 'Type'. A legend on the left shows message types like VMRegisterRequest, VMRegisterResponse, and DatapathJoin. The table shows various messages such as 'VMRegisterRequest' and 'DatapathJoin' with their respective status and types.

RouteFlow Protocol

The screenshot shows the OpenNMS SNMP Resource Graphs interface. It displays three line graphs for 'PACKETS' and 'BYTES' over a time period from Mon Mar 26 16:20:38 BRT 2012 to Sun Mar 27 16:20:38 BRT 2012. The graphs show 'Attribute [packets/s]' and 'Attribute [bytes/s]' with average, minimum, and maximum values. The 'PACKETS' graph shows an average of 1.80, and the 'BYTES' graph shows an average of 1.34.

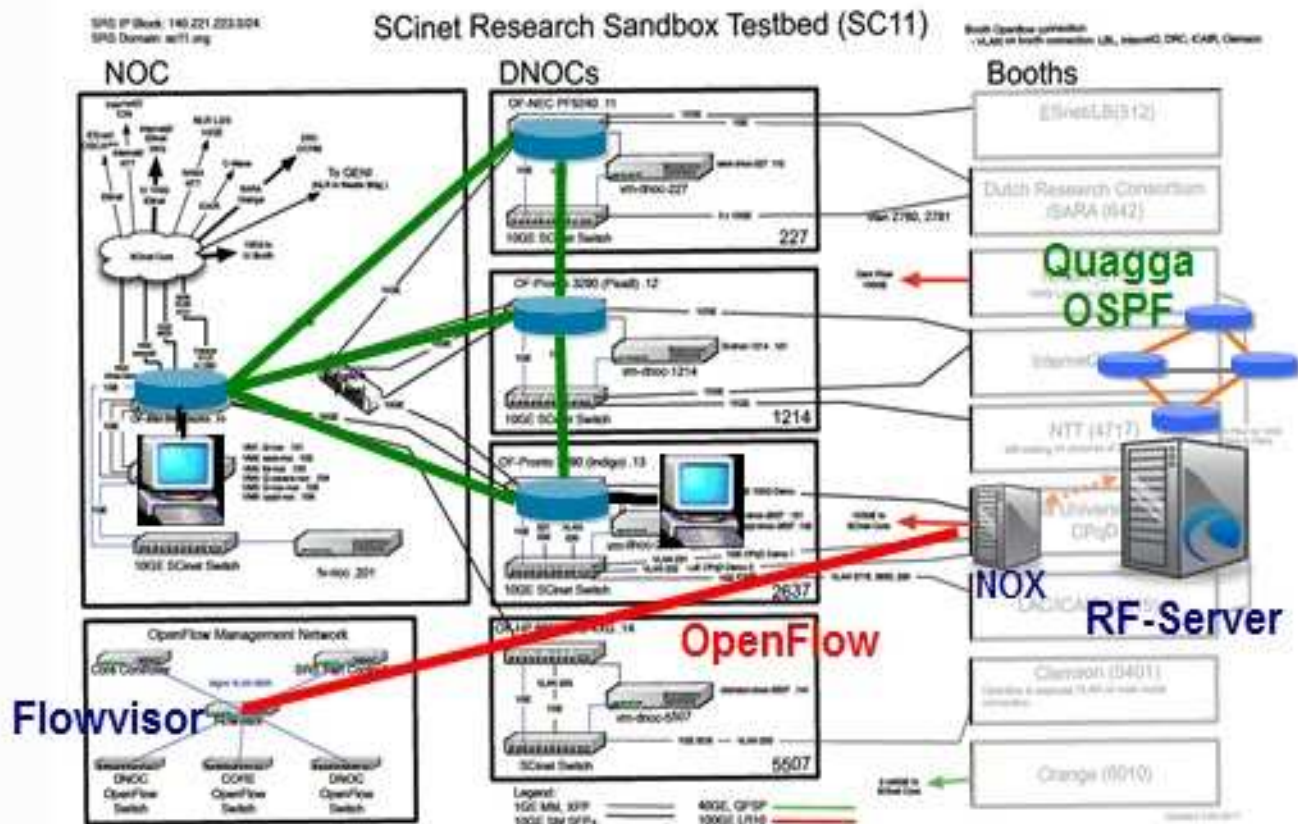
OpenNMS SNMP

Demonstration at Supercomputing 11



RouteFlow

SRS Demo @ SC11

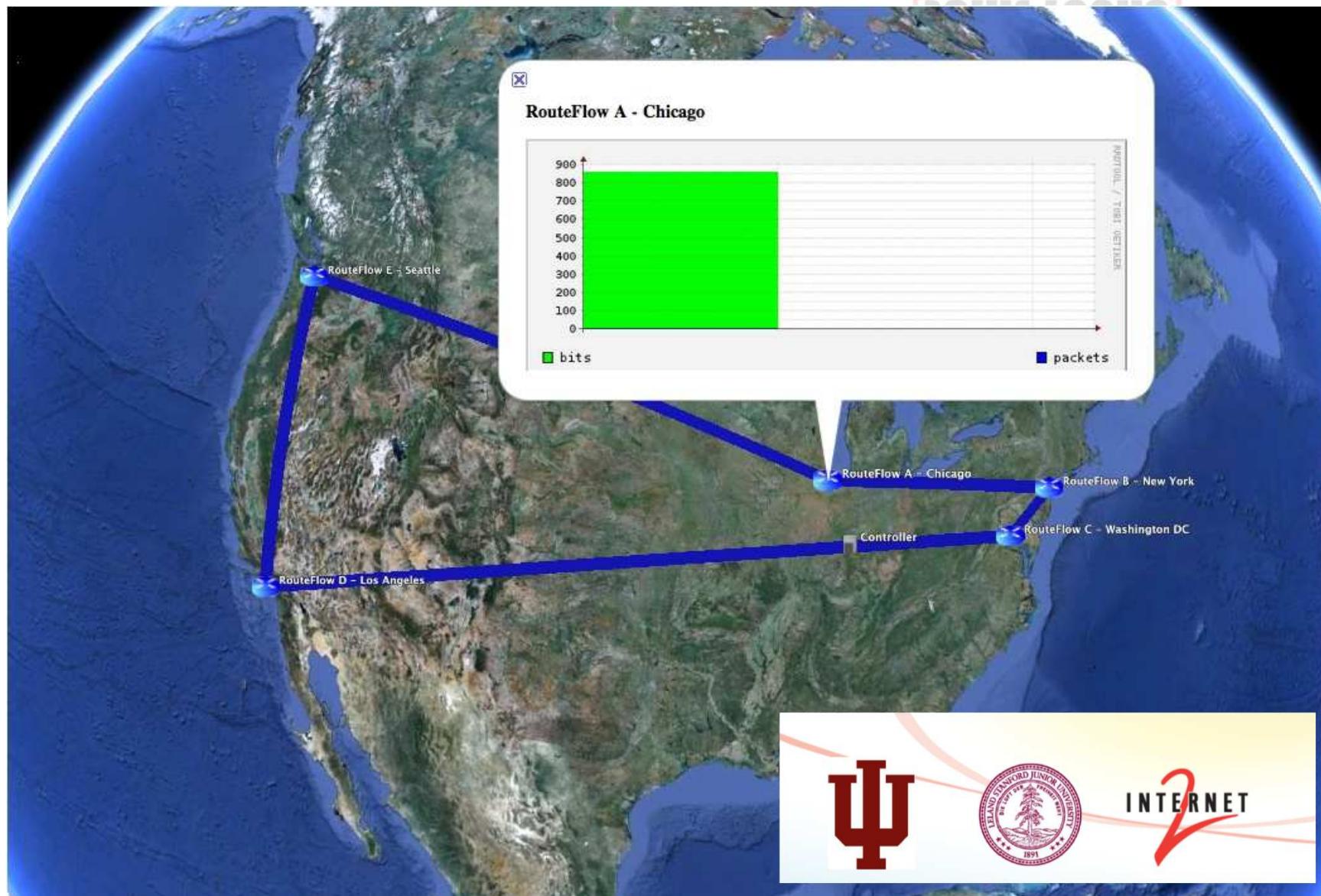


Routing configuration at your fingertips



RouteFlow NDDI Deployment

[Joint Techs]



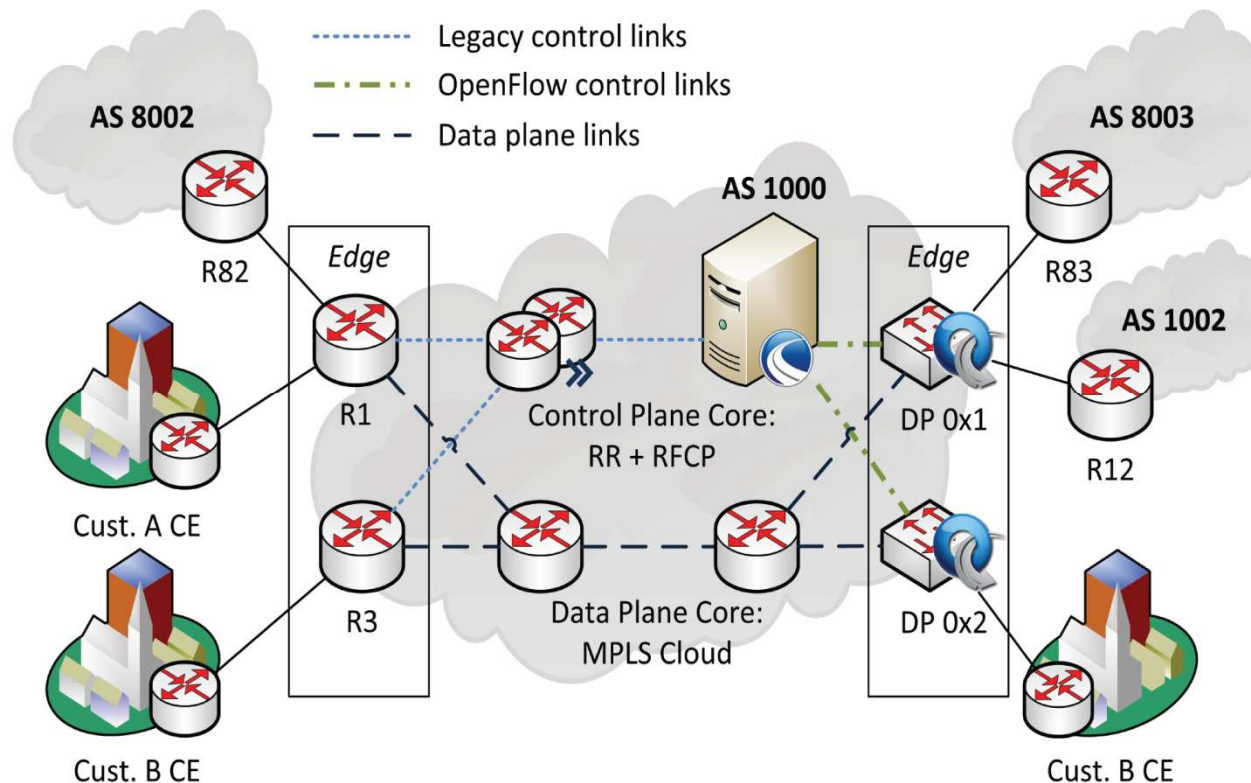
INTERNET

European SDN Congress

Controller-Centric Hybrid Networking

A migration path to roll out OpenFlow technology
 Not a revolution, but an evolution of current iBGP RRs to
 essentially eBGP Route Controllers

- “BGP-free edge”: A cost-effective simplified edge for SW-driven innovations



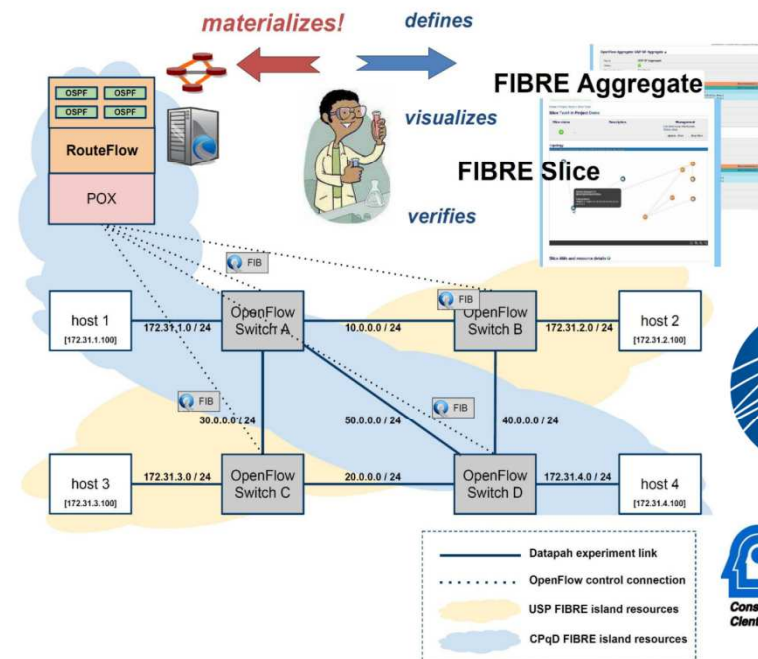
III Open Networking Summit (Santa Clara)

DEMO 1

IP-Routed Network on Demand

Highlights

- Federation of FIBRE islands
 - 4 OpenFlow switches (NetFPGAs) and 2 XEN Agents
- Runs RouteFlow experiment on requested slice
 - IP routing (OSPF) on sliced topology
- Islands connected through VLANs in existing infrastructure (GIGA network)
- Federation through FIBRE CMF provides unified cross-island experimental setup



Partners



FUTURE INTERNET TESTBEDS
EXPERIMENTATION BETWEEN
BRAZIL AND EUROPE



III Open Networking Summit (Santa Clara)

DEMO 2

InterVLAN Routing

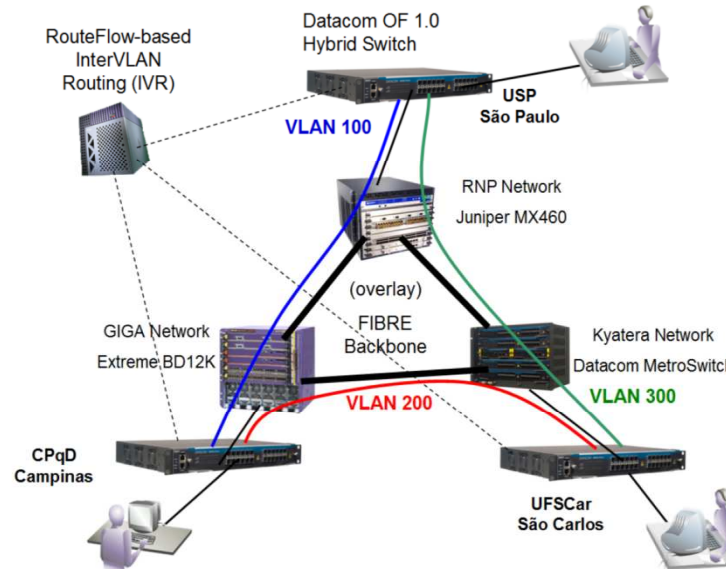
Highlights

Goal: Interconnect 32 campi

RFServer defines InterVLAN routing logic
Router-on-a-stick paradigm

Seamless VLAN configuration

OpenFlow rules match on destination IP
and perform VLAN rewrite actions



Partners



III Open Networking Summit (Santa Clara)

DEMO 3

Distributed IX Router

Highlights

Deploying a distributed routing fabric
Production traffic in live IXP

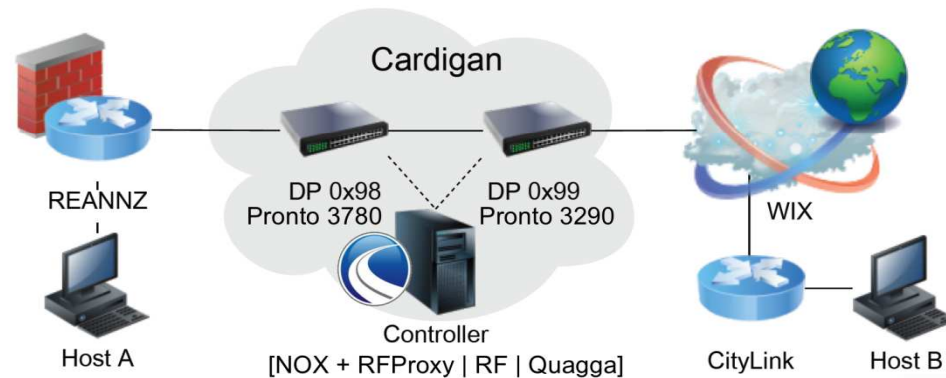
Reduced operational complexity

Easier to understand
Aids modification and diagnosis

Snapshot: 1134 flow entries in each switch

8 flows matching control plane traffic
(e.g., ARP, ICMP, BGP, etc.)
1 flow entry to drop traffic by default

98 flows describing BGP speakers
1028 flows representing L3 routes



Partners



THE UNIVERSITY OF
WAIKATO
Te Whare Wānanga o Waikato



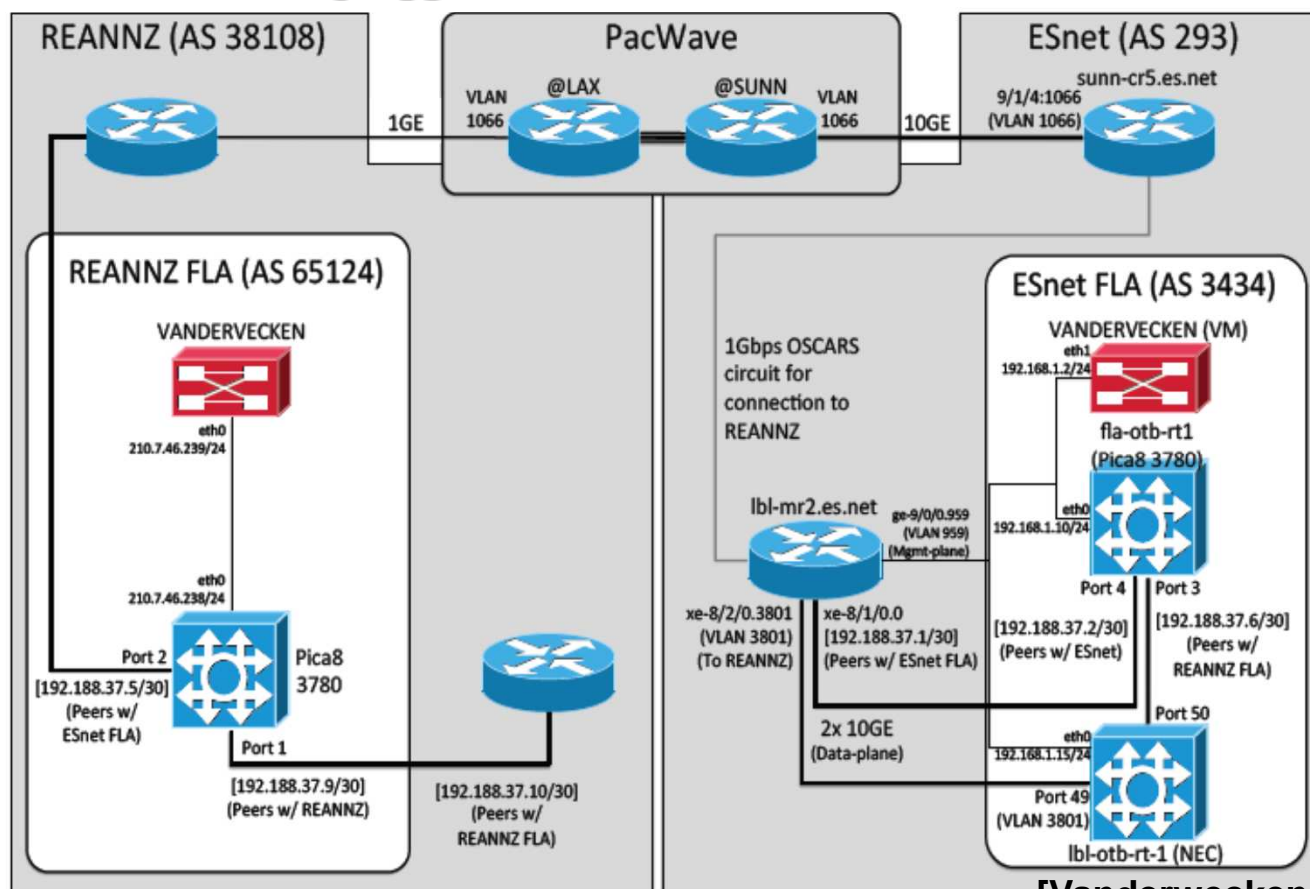
REANNZ

Open Source Routing

International BPG peering using RouteFlow

- Innovative FIB compression enables using commodity OpenFlow switches for peering
- Leverages community open-source packages. RouteFlow and Quagga

Next: Internet2, USLHCnet, UvA and RNP



... building a community



Visits: 35,000+ (17,000+ Unique)

From over 2600 cities of 130+ countries all over the globe!



<http://go.cpqd.com.br/routeflow/>

772

days since
Project Launch



1000s
downloads!



CONCLUDING REMARKS

SDN asks (at least) three major questions

**Where the control plane resides
“Distributed vs Centralized” ?**

**How does the Control Plane talk
to the Data Plane ?**

**How are Control and
Data Planes programmed ?**

SDN asks (at least) three major questions

Where the control plane resides
“Distributed vs Centralized” ?

- What state belongs in distributed protocols?
- What state must stay local to switches?
- What state should be centralized?
- **What are the effects of each on:**
 - state synchronization overhead
 - total control plane overhead
 - system stability and resiliency
 - efficiency in resource use
 - control loop tightness

SDN: a Fundamental Step Forward

- or just a new whip to beat vendors with?

What makes SDN attractive?

The idea that a network is more than the sum of its parts

- I.e., take a network-wide view rather than a box-centric view

The idea that creating network services can be a *science* rather than a set of *hacks on hacks on hacks*

- Especially hacks that vary by box, by vendor and by OS version

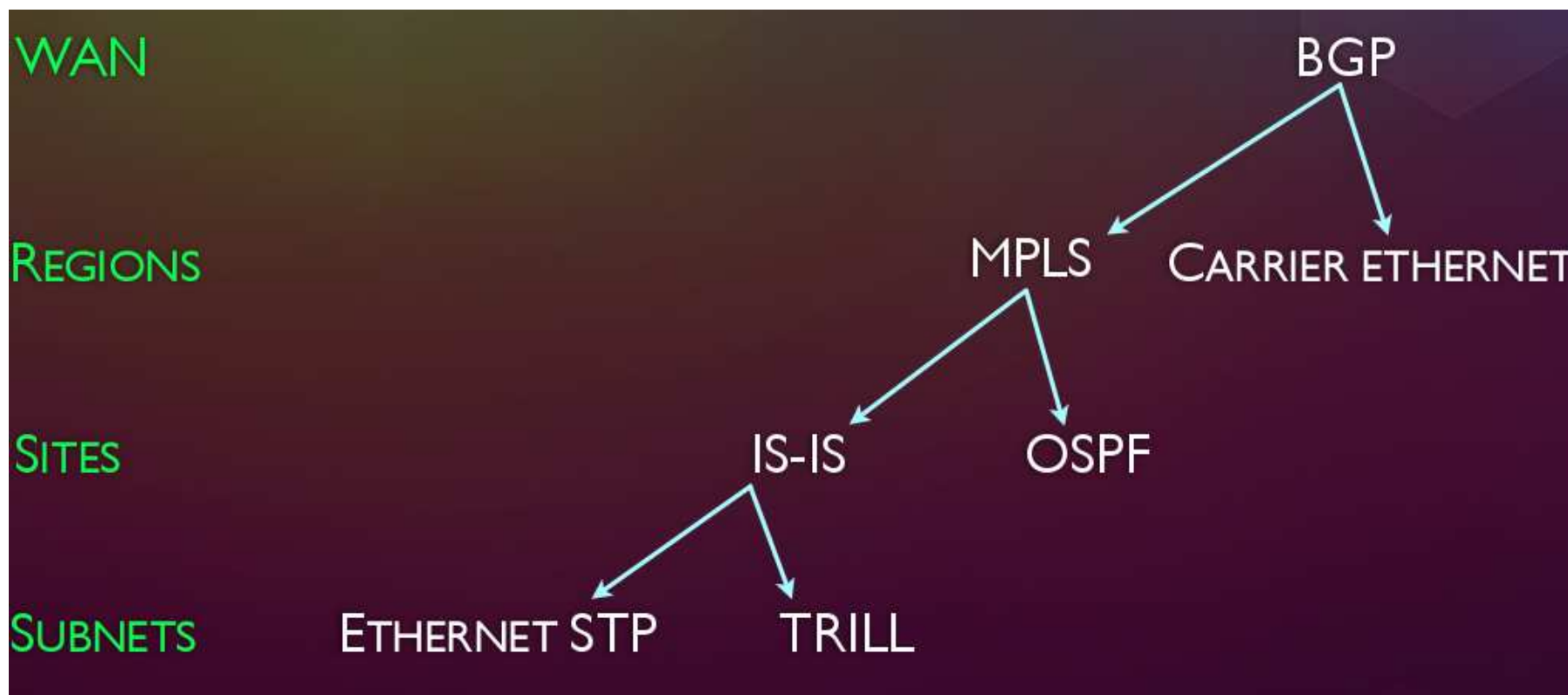
The idea that there should be a *discipline* and *methodology* to service *correctness*

- Rather than testing (and more testing), declaring victory, only to fail in the real world because of some unanticipated interaction

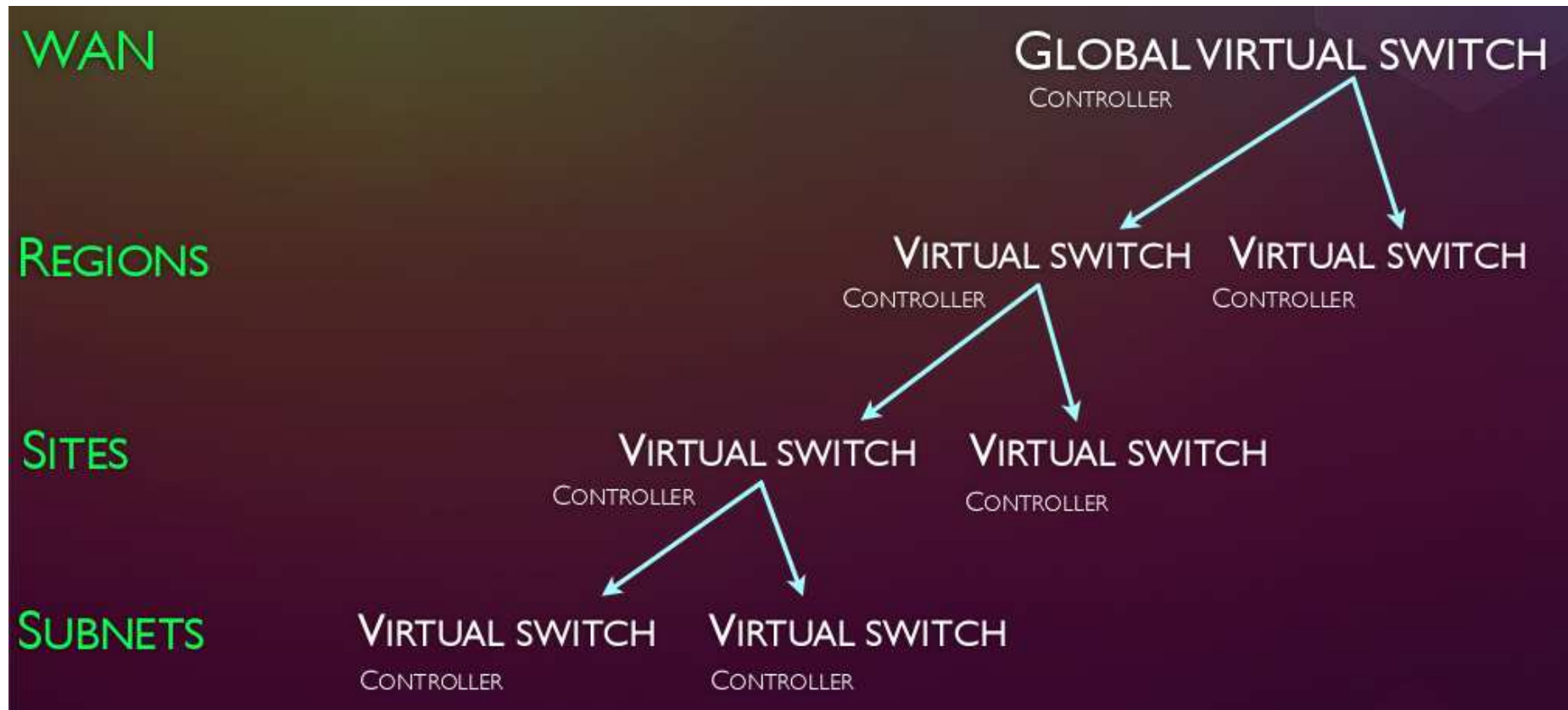
SDN is a real step

- 1. IF SDN gives us an *abstraction* of the network
- 2. IF, through this abstraction, we have a means of *reasoning* about the network and network services
- 3. IF SDN offers a means of *verifying* correct operation of the network or of a service
- 4. IF SDN offers a means of *predicting* service interaction
- 5. Finally, IF SDN offers a means of setting (conceptual) asserts by which we can get *early warning* that something is wrong

Classic Layered Control Planes



Layered Control Planes in SDN



Further reading:

“Extending SDN to Large-Scale Networks”

by Aurojit Panda (UC Berkeley), Scott Shenker and Murphy McCauley (UC Berkeley and ICSI), and Teemu Koponen and Martin Casado (VMware)

Source: T. Koponen

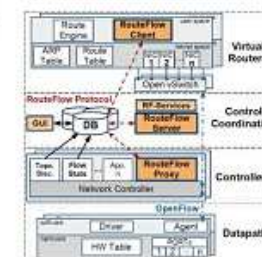
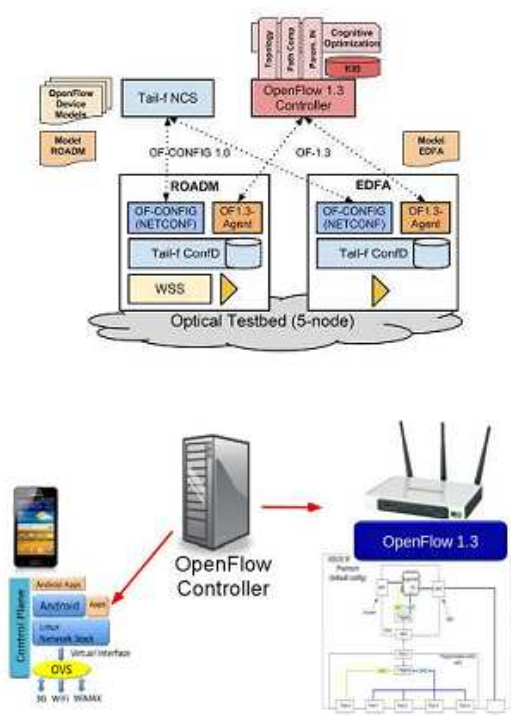
Change of Design Priorities



Ongoing SDN activities at CPqD

Software-Defined Optical Transport

Software-Defined IP Routing



OpenFlow 1.x prototyping

Software-Defined Wireless Networking

Cloud & Software-Defined Telecom Services



Ministério das
Comunicações

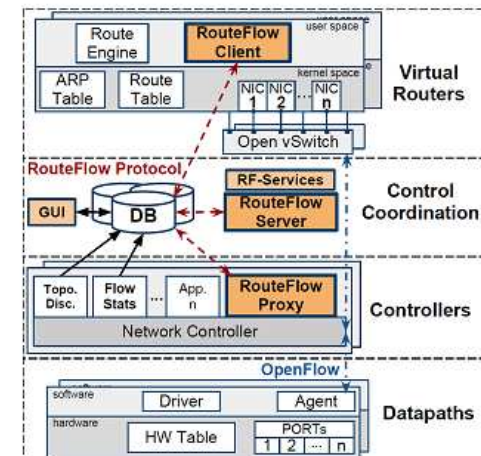


Background

Glue of IP routing stacks with OpenFlow
Controller-centric hybrid IP networks
Migration path to SDN

Architecture

Modular (3 components)
Hierarchical, distributed
Multi-controller support
(POX, NOX, Floodlight, Ryu)
Any Linux-based routing stack
(Quagga, XORP, BIRD)



Obrigado!

www.cpqd.com.br



References

IRTF Software Defined Networking Research Group (SDNRG)

<http://trac.tools.ietf.org/group/irtf/trac/wiki/sdnrg>

Bob Briscoe, IRTF SDNRG meeting,

<http://www.ietf.org/proceedings/84/slides/slides-84-sdnrg-0.pdf>

Srini Seetharaman, A Taxonomy For SDN Solutions,

<http://www.sdncentral.com/products-technologies/what-is-not-sdn/2013/05/>

Chris Grundemann, Lightning talk at NANOG 56

Ivan Pepelnjak (ip@ioshints.info),

[https://ripe65.ripe.net/presentations/19-OpenFlow_and_SDN_\(RIPE\).pdf](https://ripe65.ripe.net/presentations/19-OpenFlow_and_SDN_(RIPE).pdf)

D. Mayer, Recent talks

<http://www.1-4-5.net/~dmm/vita.html>

T. Koponen, Structure and Design of Software-Defined Networks

http://netseminar.stanford.edu/03_14_13.html

Peyman Kazemian, Troubleshooting SDNs

Thomas Nadeau, What are the hard (and interesting) open research problems in SDN?

<http://www.ietf.org/proceedings/85/slides/slides-85-sdnrg-5.pptx>